


USHIO *Applying Light to Life*

Diode Lasers LML Series

NovaTru Chroma Compact Laser Module®



KEY PERFORMANCE FEATURES

- VBG® Wavelength Stabilized
- Compact Single Box Design
- Low Power Consumption
- Industry Standard Wavelengths Available
- Digital & Analog Control Functions
- Free-space or Fibered Outputs

APPLICATIONS

- Raman Excitation Source
- Particle Sizing & Counting
- Flow Cytometry
- Real-time Process Control
- Metrology
- LIDAR

Center Wavelength (± 0.5nm)	785nm	830nm
-----------------------------	-------	-------

SPECIFICATIONS

Operating Specifications	Units	Value
Output Power*	mW	100 to 600
Spectral Linewidth (Typical)	nm	0.1
	cm-1	1.3
	GHz	50
Wavelength Stability (Max)	pm	±10
ASE Suppression (Typical)	dB	40
Optical Power Stability (Typical)	% pk-pk	<1
Noise (10Hz - 10MHz)	% rms	<0.25
Modulation - Analog (Typical)	NA	–
Modulation - Digital (Typical)	NA	–
Power Adjustability	%	5 to 100

*See ordering information for options.

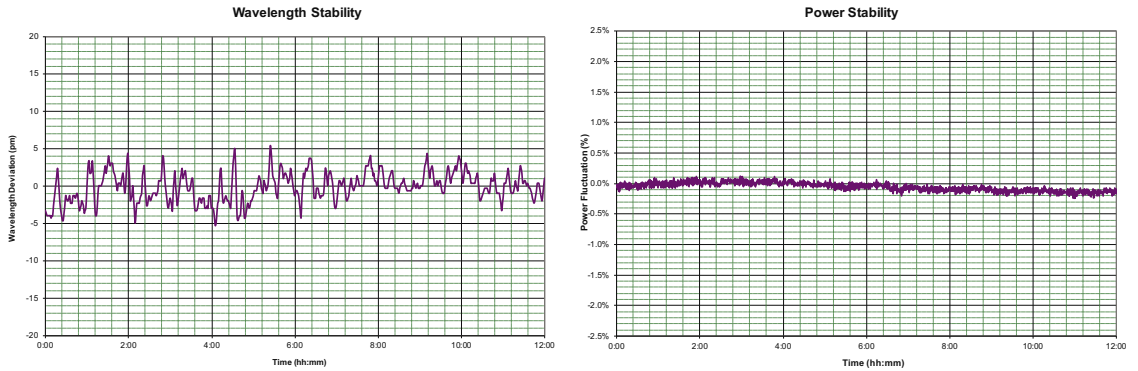
Free Space Optical Specifications	Units	Value
Beam Quality (m ² Typical) - Vertical	–	1.2
Beam Quality (m ² Typical) - Horizontal	–	NA
Beam Diameter - Vertical	mm	1
Beam Diameter - Horizontal	mm	5
Beam Divergence - Vertical	deg	1
Beam Divergence - Horizontal	deg	5
Polarization Ratio	linear	100:1

Electrical Specifications	Units	Value
DC Input (Max)	–	2A @ 5V
Warm-up Time (Typical)	sec	5/10
Power Consumption (Typical/Max)	W	6/9
Interface - USB & 10-Pin I/O Connectors		

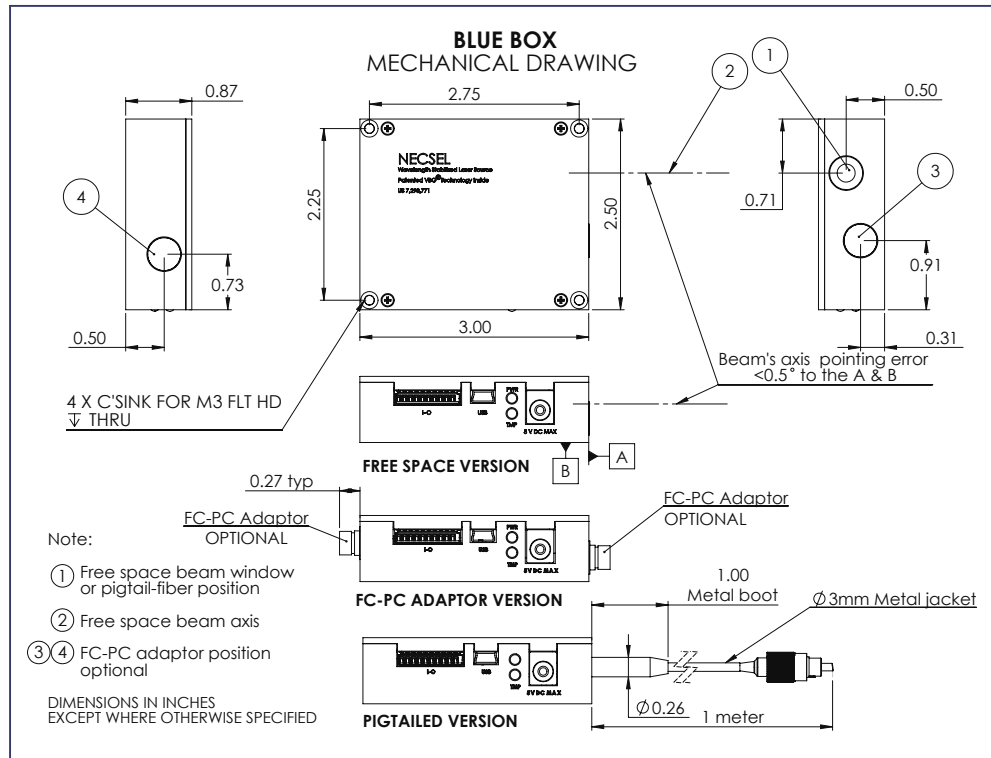
Environmental Specifications	Units	Value
Operating Case Temperature*	°C	-10 to 50
Humidity (Non-condensing)	%	5 to 80
Storage Temperature	°C	-20 to 85

*Must be operated on a heat sink.

SPECIFICATIONS & PHOTOMETRICS



Weight = 134 grams Dimensions = 86 cm³ (5.25 in³)



02/24 / V13 / MatHIF / necselpd_id/novairu-chroma-compact.html

ORDERING INFORMATION


Part Number	Output Power mW	Configuration
LML-785.0CB-05	500	FC/APC Receptacle
LML-785.0CB-08	1000	Free Space Collimated Output
LML-785.0CB-09	500	Free Space Collimated Output
LML-785.0CB-10	500	FC/PC Receptacle
LML-785.0CB-11	500	0.5m Pigtail w FC/PC Connector
LML-785.0CB-12	490	FC/PC Receptacle
LML-785.0CB-14	500	SMA Receptacle
LML-785.0CB-15	490	0.5m Pigtail w FC/PC Connector
LML-785.0CB-16	500	1.0m Pigtail w FC/PC Connector
LML-785.0CB-17	600	FC/PC Receptacle
LML-785.0CB-18	500	1.0m Pigtail w FC/APC Connector
LML-785.0CB-19	500	1.0m Pigtail w SMA Connector
LML-830.0CB-01	800	FC/PC Receptacle
LML-830.0CB-03	800	1.0m Pigtail w FC/PC Connector

Units with female connector receptacles are specified for mating to 105/125um MMF with NA=0.22.

Units with fiber pigtails are equipped with 105/125um MMF with NA=0.22 and having 3mm OD stainless steel protective armor.

Part Number System: **LML - XXX.XCB - XX**

Specific Wavelength
Version Type



USHIO

© 2021 Ushio America, Inc. All rights reserved. Specifications may be subject to change without prior notice.

Form No. S-LML-102/1221