


Splice on Connector EZ!Fuse™

Easy and reliable Fusion splice field installable connector




Features

- Advanced Easy Handling with Pre-Assembled Ferrule Housing Design
- Highly Reliable and Accurate Termination Realized by Fusion Splice Technology
- Fast, Easy and Compact Installation

SC type



LC type



Product Characteristics

Parameter	Description
Applicable fiber type	250 μm, 900 μm, 2 mm, 3 mm (SC)
Connector type	SC, LC
Polishing	UPC or APC (SM), PC (MM *)
Insertion loss (Typical)	0.3 dB *2 (SM), 0.1 dB *3 (MM)
Return loss	> 60 dB (SM/APC), > 50 dB (SM/UPC), > 30 dB (MM/PC)
Operating temperature	-40°C to 75°C

*1 62.5 μm, 50 μm (OM2, OM3, OM4) *2 λ = 1310, 1550 nm *3 λ = 850, 1300 nm

Export Control Regulations

The products and/or technical information presented in this booklet may be subject to the application of the Foreign Exchange and Foreign Trade Act and other related laws and regulations in Japan. In addition, the Export Administration Regulations (EAR) of the United States may be applicable. In cases where exporting or re-exporting the products and/or technical information presented in this booklet, customers are requested to follow the necessary procedures at their own responsibility and cost. Please contact the Ministry of Economy, Trade and Industry of Japan or the Department of Commerce of the United States for details about procedures.