

Adapter Tips Reference Guide



DFS1 Digital FiberScope

TEST AND INSPECTION

DFS1 Adapter Tip Selection Guide

Features

- Adapts DFS1 Digital FiberScope for inspecting virtually any fiber optic connector end-face
- Supports jumper cable ferrule ends
- Supports bulkhead-mounted equipment and patch panel connectors
- Adapters for PC/UPC and APC polished connectors
- Easily interchanged; no tools required

Applications

- Use with DFS1 to inspect jumper cable connector end-faces
- Use with DFS1 to inspect bulkhead-mounted optical connector end-faces
- MTP/MPO adapter tip enables ribbon cable connector end-face inspection

Adapter tips are used with the DFS1 Digital FiberScope to inspect ferrule ends of jumper cables, as well as fiber ends mounted inside bulkhead adapters on the front panels of transmission equipment and in patch panels. Tips are available in a variety of lengths. Angled tips are available to inspect angle-mounted connectors or connectors with limited access space. Commonly used FC, SC, and LC adapter tips are included in DFS1 Digital FiberScope Kits. One kit targets connectors with PC or UPC polished end-faces, while another kit is geared towards connectors with angle-polished (APC) end-faces.

Adapter tips can be individually ordered to augment existing kits. Tips are available to inspect end-faces of connector ferrules, as well as connectors mounted in bulkhead adapters for each of the following common connector types:

- FC
- SC
- LC
- E2000
- ST
- MU
- MTP/MPO ribbon fiber connectors
- MIL-28876
- MIL-38999
- MIL-29504

An extensive range of tips is available. Please contact AFL if you do not see the tip you need, or if you require assistance to identify the most appropriate tips for your application.

MTP/MPO Ribbon Connector Adapter Selection Guide

If both PC and APC polished ends of MTP ribbon connectors are to be inspected, we recommend:

MODEL	DESCRIPTION
DFS1-00-0042MR	Extended Tip kit for MTP/PC and MTP/APC ferrule and bulkhead adapters; includes extended tip base for MTP ribbon connector inspection plus front end tips for MTP/PC and MTP/APC bulkhead adapters. Test MTP/MPO ferrules using these adapter tips with an MTP/MPO bulkhead adapter.

If only PC / UPC polished ends of MTP ribbon connectors are to be inspected, we recommend:

MODEL	DESCRIPTION
DFS1-00-0037MR	Extended tip kit for MTP/PC ferrule and bulkhead adapters; includes extended tip base for MTP ribbon connector inspection plus front end tip for MTP/PC bulkhead adapter. Test MTP/MPO ferrules using this adapter tip with an MTP/MPO bulkhead adapter.

If only APC polished ends of MTP ribbon connectors are to be inspected, we recommend:

MODEL	DESCRIPTION
DFS1-01-0010MR	Extended tip kit for MTP/APC ferrule and bulkhead adapters; includes extended tip base for MTP ribbon connector inspection plus front end tip for MTP/APC bulkhead adapter. Test MTP/MPO ferrules using this adapter tip with an MTP/MPO bulkhead adapter.

DFS1 FiberScope Adapter Tips Reference Guide

DFS1 Adapter Tip Selection Guide

Use the following table to select appropriate adapter tips to use with your DFS1 Digital FiberScope for your fiber optic inspection application:



CONNECTOR TYPE	DFS1 ADAPTER TIP FOR:			
	MALE CONNecTOR FERRULE	FEMALE BULKHEAD ADAPTER		
		FLUSH MOUNT	EXTENDED (1)	ANGLE MOUNT
FC or SC with PC or UPC polish	DFS1-00-0002MR	DFS1-00-0003MR	DFS1-00-0010MR (S) DFS1-00-0011MR (M) DFS1-00-0012MR (L)	DFS1-00-0013MR
FC or SC with APC polish	DFS1-01-0002MR	DFS1-01-0003MR	N/A	N/A
SC only with PC or UPC polish	DFS1-00-0002MR	DFS1-00-0003MR	DFS1-00-0010MR (S) DFS1-00-0011MR (M) DFS1-00-0012MR (L)	DFS1-00-0040MR
SC only with APC polish	DFS1-01-0002MR	DFS1-01-0011MR	DFS1-01-0005MR (S)	DFS1-01-0006MR
SC2 with PC or UPC polish	DFS1-00-0002MR or DFS1-00-0038MR	N/A	DFS1-00-0043MR (S) DFS1-00-0044MR (M) DFS1-00-0045MR (L)	N/A
LC with PC or UPC polish	DFS1-00-0001MR	DFS1-00-0004MR	DFS1-00-0019MR (S) DFS1-00-0020MR (M) DFS1-00-0021MR (L)	DFS1-00-0022MR
LC with APC polish	DFS1-01-0001MR	DFS1-01-0004MR	N/A	N/A
E2000 with PC or UPC polish	DFS1-00-0002MR	N/A	DFS1-00-0023MR (S) DFS1-00-0024MR (M) DFS1-00-0025MR (L)	N/A
E2000 with APC polish	DFS1-01-0002MR	DFS1-01-0008MR	N/A	N/A
ST with PC or UPC polish	DFS1-00-0002MR	DFS1-00-0014MR	DFS1-00-0015MR (S) DFS1-00-0016MR (M) DFS1-00-0017MR (L)	DFS1-00-0018MR
MU with PC or UPC polish	DFS1-00-0001MR	DFS1-00-0026MR	DFS1-00-0027MR (S) DFS1-00-0028MR (M) DFS1-00-0029MR (L)	DFS1-00-0030MR
LEMO with PC or UPC polish	DFS1-00-0005MR	DFS1-00-0031MR	N/A	N/A
LX.5 with PC or UPC polish	DFS1-00-0001MR	DFS1-00-0032MR	N/A	N/A
LX.5 with APC polish	DFS1-01-0001MR	DFS1-01-0009MR	N/A	N/A
ELIO 1.25 mm with PC or UPC polish	DFS1-00-0008MR	DFS1-00-0036MR	N/A	N/A
ELIO 2.5 mm with PC or UPC polish	DFS1-00-0039MR	Consult factory	N/A	N/A

Notes:

(1) Extended tip length

Short (S) = ~60 mm

Medium (M) = ~100 mm

Long (L) = ~150 mm

TEST AND INSPECTION

DFS1 Adapter Tip Selection Guide

Use the following table to select appropriate adapter tips to use with your DFS1 Digital FiberScope for your fiber optic inspection application:

CONNECTOR TYPE	DFS1 ADAPTER TIP FOR:			
	MALE CONNECTOR FERRULE	FEMALE BULKHEAD ADAPTER		
		FLUSH MOUNT	RECESSED (1)	ANGLE MOUNT
2.0 mm Termini with PC or UPC polish	DFS1-00-0005MR	DFS1-00-0033MR	N/A	N/A
1.6 mm Termini with PC or UPC polish	DFS1-00-0006MR	DFS1-00-0034MR	N/A	N/A
1.25 mm Termini with PC or UPC polish	DFS1-00-0001MR or DFS1-00-0038MR	Consult factory	N/A	N/A
MIL-28876: MIL-29504 2.0 mm termini	(MIL-29504-14) DFS1-00-0005MR	(MIL-29504-15) DFS1-00-0033MR	N/A	N/A
MIL-38999: MIL-29504 1.6 mm termini	(MIL-29504-4) DFS1-00-0006MR	(MIL-29504-5) DFS1-00-0034MR	N/A	N/A
TFOCA / TFOCA-II	DFS1-00-0047MR	DFS1-00-0047MR	N/A	N/A






Notes:






- (1) Extended tip length
- Short (S) = ~60 mm
- Medium (M) = ~100 mm
- Long (L) = ~150 mm

Ordering Information

The following table is provided to allow customers to associate visual information on the adapter tip to an adapter type and part number. The Identifier Marking is a short code engraved on each adapter tip.









Please consult the factory for additional information and prices.








PART NUMBER	DESCRIPTION	IMAGE	MARKING
PC FERRULE CONNECTOR ADAPTER TIPS			
DFS1-00-0001MR	Universal 1.25 mm tip for PC ferrule connector		U125
DFS1-00-0002MR	Universal 2.5 mm tip for PC ferrule connector		U25
DFS1-00-0005MR	Universal 2.0 mm tip for PC ferrule connector		U20
DFS1-00-0006MR	Slim 1.6 mm tip for PC ferrule (termini)		T16M
DFS1-00-0038MR	Slim 1.25 mm tip for LuxCis and termini		T12M

PART NUMBER	DESCRIPTION	IMAGE	MARKING
DFS1-00-0039MR	Slim 2.5 mm PC ferrule tip for ELIO and termini		T25M
DFS1-00-0007MR	Tip for Biconic ferrule connector		BI
DFS1-00-0008MR	Tip for ELIO 1.25 mm ferrule connector		E12M
DFS1-00-0009MR	Tip for SMA 905 ferrule connector		SMA
SC/PC AND FC/PC BULKHEAD ADAPTER TIPS			
DFS1-00-0003MR	Tip for SC/PC and FC/PC bulkhead adapter		FS

DFS1 FiberScope Adapter Tips Reference Guide









Ordering Information









PART NUMBER	DESCRIPTION	IMAGE	MARKING
DFS1-00-0010MR	Short extended tip for SC/PC and FC/PC bulkhead adapter	 ~60 mm	FS
DFS1-00-0011MR	Medium extended tip for SC/PC and FC/PC bulkhead adapter	 ~100 mm	FS
DFS1-00-0012MR	Long extended tip for SC/PC and FC/PC bulkhead adapter	 ~150 mm	FS
DFS1-00-0013MR	60° angled tip for SC/PC and FC/PC bulkhead adapter		FS, A6
DFS1-00-0040MR	60° angled tip for SC/PC bulkhead adapter		SC, A6
ST/PC BULKHEAD ADAPTER TIPS			
DFS1-00-0014MR	Tip for ST/PC bulkhead adapter		ST
DFS1-00-0015MR	Short extended tip for ST/PC bulkhead adapter	 ~60 mm	ST
DFS1-00-0016MR	Medium extended tip for ST/PC bulkhead adapter	 ~100 mm	ST
DFS1-00-0017MR	Long extended tip for ST/PC bulkhead adapter	 ~150 mm	ST

PART NUMBER	DESCRIPTION	IMAGE	MARKING
DFS1-00-0018MR	60° angled tip for ST/PC bulkhead adapter		ST, A6
LC/PC BULKHEAD ADAPTER TIPS			
DFS1-00-0004MR	Tip for LC/PC bulkhead adapter		LC
DFS1-00-0019MR	Short extended tip for LC/PC bulkhead adapter	 ~60 mm	LC
DFS1-00-0020MR	Medium extended tip for LC/PC bulkhead adapter	 ~100 mm	LC
DFS1-00-0021MR	Long extended tip for LC/PC bulkhead adapter	 ~150 mm	LC
DFS1-00-0022MR	60° angled tip for LC/PC bulkhead adapter		LC, A6
E2000/PC BULKHEAD ADAPTER TIPS			
DFS1-00-0023MR	Short extended tip for E2000/PC bulkhead adapter	 ~60 mm	E2K
DFS1-00-0024MR	Medium extended tip for E2000/PC bulkhead adapter	 ~100 mm	E2K

TEST AND INSPECTION

Ordering Information

PART NUMBER	DESCRIPTION	IMAGE	MARKING
DFS1-00-0025MR	Long extended tip for E2000/PC bulkhead adapter	 ~150 mm	E2K
MTP/PC MULTI-FIBER ADAPTER TIPS (FERRULE AND BULKHEAD)			
DFS1-00-0026MR	Tip for MU/PC bulkhead adapter		MU
DFS1-00-0027MR	Short extended tip for MU/PC bulkhead adapter	 ~60 mm	MU
DFS1-00-0028MR	Medium extended tip for MU/PC bulkhead adapter	 ~100 mm	MU
DFS1-00-0029MR	Long extended tip for MU/PC bulkhead adapter	 ~150 mm	MU
DFS1-00-0030MR	60° angled tip for MU/PC bulkhead adapter		MU, A6
MTP/PC MULTI-FIBER ADAPTER TIPS (FERRULE AND BULKHEAD)			
DFS1-00-0037MR	MTP/PC ferrule and bulkhead adapter extended tip; includes base plus MTP/PC front end tip		MTP(1)
DFS1-00-0041MR	Front end tip for MTP/PC ferrule and bulkhead adapter		MTP










PART NUMBER	DESCRIPTION	IMAGE	MARKING
DFS1-00-0042MR	MTP/PC and MTP/APC ferrule and bulkhead adapter extended tip kit; includes base plus MTP/PC and MTP/APC front end tips		Note 1
SC2 BULKHEAD ADAPTER TIPS			
DFS1-00-0043MR	Short extended tip for SC2 bulkhead adapter	 ~60 mm	SC2
DFS1-00-0044MR	Medium extended tip for SC2 bulkhead adapter	 ~100 mm	SC2
DFS1-00-0045MR	Long extended tip for SC2 bulkhead adapter	 ~150 mm	SC2
MISCELLANEOUS PC BULKHEAD ADAPTER TIPS			
DFS1-00-0031MR	Tip for LEMO 2.0 mm bulkhead adapter		LEMO
DFS1-00-0032MR	Tip for LX.5/PC bulkhead adapter		LX
DFS1-00-0033MR	Tip for 2.0 mm termini bulkhead adapter		T20F
DFS1-00-0034MR	Tip for 1.6 mm termini bulkhead adapter		T16F

Notes:

1. MTP extended tip marking includes S/N since these have moving parts.
2. MTP/PC extended tip includes base plus interchangeable front end tip for MTP/PC bulkhead adapter. Test MTP/MPO ferrule using this adapter tip with bulkhead adapter.
3. MTP/APC extended tip includes base plus interchangeable front end tip for MTP/APC bulkhead adapter. Test MTP/MPO ferrule using this adapter tip with bulkhead adapter.
4. MTP/PC and APC extended tip kit includes base plus interchangeable front end tips for both MTP/PC and MTP/APC bulkhead adapters. Test MTP/MPO ferrule using these adapter tips with bulkhead adapter.

DFS1 FiberScope Adapter Tips Reference Guide

Ordering Information

PART NUMBER	DESCRIPTION	IMAGE	MARKING
DFS1-00-0036MR	Tip for ELIO 1.25 mm bulkhead adapter		E12F
DFS1-00-0046MR	Tip for SMA 905 bulkhead adapter		SMAF
DFS1-00-0047MR	TFOCA II ferrule and bulkhead adapter tip and guide kit		TFO-U TFO-G
DFS1-00-0048MR	TFOCA II ferrule and bulkhead adapter guide only		TFO-G
DFS1-00-0049MR	TFOCA II ferrule and bulkhead adapter tip only		TFO-U
APC FERRULE AND BULKHEAD ADAPTER TIPS			
DFS1-01-0001MR	Universal 1.25 mm tip for APC ferrule connector		U12A
DFS1-01-0002MR	Universal 2.5 mm tip for APC ferrule connector		U25A
DFS1-01-0003MR	Tip for SC/APC and FC/APC bulkhead adapter		FSA
DFS1-01-0011MR	Tip for SC/APC bulkhead adapter		SCA

PART NUMBER	DESCRIPTION	IMAGE	MARKING
DFS1-01-0004MR	Tip for LC/APC bulkhead adapter		LCA
DFS1-01-0005MR	Short extended tip for SC/APC bulkhead adapter		SCAX
DFS1-01-0006MR	60° angled tip for SC/APC bulkhead adapter		A6A
DFS1-01-0007MR	Tip for hardened SC/APC (Optitap®) bulkhead adapter		OTAPA
DFS1-01-0008MR	Extended tip for E2000/APC bulkhead adapter		E2KA
DFS1-01-0009MR	Tip for LX.5/APC bulkhead adapter		LXA
DFS1-01-0010MR	MTP/APC ferrule and bulkhead adapter extended tip kit (3)		MTPA(1)
DFS1-01-0012MR	Front end tip for MTP/APC ferrule and bulkhead adapter		MTPA
DFS1-01-0013MR	Tip for OptiTip® APC ferrule and bulkhead adapter		OTIPA

Notes:

1. MTP extended tip marking includes S/N since these have moving parts.
2. MTP/PC extended tip includes base plus interchangeable front end tip for MTP/PC bulkhead adapter. Test MTP/MPO ferrule using this adapter tip with bulkhead adapter.
3. MTP/APC extended tip includes base plus interchangeable front end tip for MTP/APC bulkhead adapter. Test MTP/MPO ferrule using this adapter tip with bulkhead adapter.
4. MTP/PC and APC extended tip kit includes base plus interchangeable front end tips for both MTP/PC and MTP/APC bulkhead adapters. Test MTP/MPO ferrule using these adapter tips with bulkhead adapter.

TEST AND INSPECTION



DFS1-AC-CAT Rev.3 2012-01-23
© 2011-2012, AFL, all rights reserved. Specifications are subject to change without notice.