

FBT Coupler

2µm Single Window Coupler

➔ Specifications (50/50)

Parameter	Premium	A Grade
Operating Wavelength Range	See ordering information	
Band Pass	± 10 nm	
Insertion Loss (Max)	≤ 3.8 dB	≤ 4.0 dB
Uniformity (Typical)	≤ 0.7 dB	≤ 1.0 dB
Return Loss	≥ 55 dB	
PDL	≤ 0.10 dB	≤ 0.15 dB
Operating & Storage Temperature	- 40° C ~ + 85° C	
Package Dimensions	Light Duty (B)	3.0mm (Φ) x 55.0mm (L)
	Medium Duty (L)	3.0mm (Φ) x 60.0mm (L)
	Heavy Duty (K, R)	100.0mm x 12.0mm x 8.0mm

➔ Tap Coupler

Coupling Ratio	Max Insertion Loss	
	Premium	A Grade
40/60	4.7/ 2.7 dB	5.0/2.9 dB
30/70	6.0/1.9 dB	6.4/2.1 dB
20/80	7.9/1.2 dB	8.5/1.4 dB
10/90	11.3/0.55 dB	12.7/0.8 dB
5/95	15.2/0.4 dB	18.5/0.5 dB
1/99	22.5/0.3 dB	23.0/0.4 dB

Note1: All values specified are without connectors.



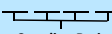
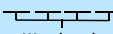



Note2: Higher performance specifications are available upon request.

➔ Tree Coupler

*Port #	Max IL		Uniformity	
	Premium	A Grade	Premium	A Grade
1 x 4	7.2 dB	7.6 dB	1.3 dB	1.8 dB
1 x 8	11.0 dB	11.3 dB	2.0 dB	2.5 dB
1 x 16	14.4 dB	15.2 dB	2.7 dB	3.5 dB

*Other port numbers upon request.

Ordering Information

S W C							
	Port Number 12: 1 x 2 22: 2 x 2 14: 1 x 4 18: 1 x 8 116: 1 x 16	Grade P: Premium A: A Grade	Coupling Ratio XY % : XY % EVEN: Even split	Wavelength (example) 1950: 1950nm	Fiber Length 1: 1 meter 2: 2 meter S: Special	Pigtail Style (=Package style) B: bare fiber L: 900 µm loose tube K: 2mm cable R: 3mm cable	Connector 0: None 7: LC/UPC 1: FC/PC 8: LC/SPC 2: FC/APC 9: Special 3: SC/PC A: FC/UPC 4: SC/APC B: SC/UPC 5: FC/SPC C: ST 6: SC/SPC