

iC-HN

SHORT PULSE 1.4A LASER DRIVER

preliminary

Rev A1, Page 1/6


FEATURES

- ◆ Pulsed operation with up to 1.4 A
- ◆ Spike-free switching of the laser current
- ◆ Operates as switched, voltage-controlled current sink
- ◆ Up to 30 V laser supply voltage
- ◆ LVDS switching input

APPLICATIONS

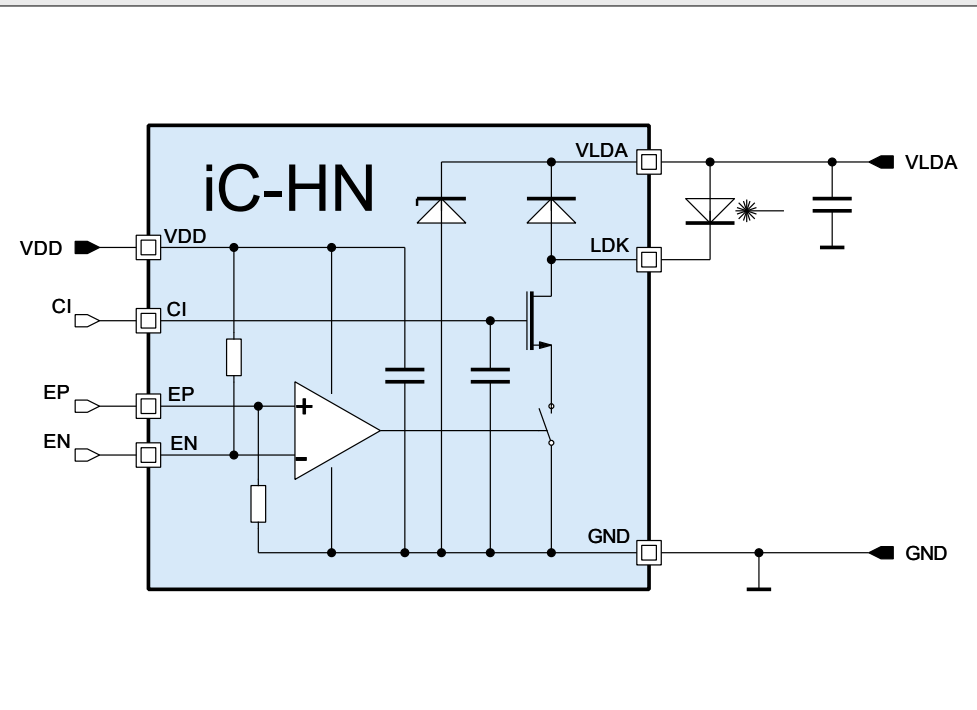
- ◆ TOF Range Finders
- ◆ LIDAR
- ◆ 3D scanning
- ◆ Gesture recognition
- ◆ IR security illumination

PACKAGES



DFN8
3 mm x 3 mm x 0.9 mm
RoHS compliant

BLOCK DIAGRAM



Copyright © 2017 iC-Haus

iC-HN
SHORT PULSE 1.4A LASER DRIVER

preliminary

Rev A1, Page 2/6

DESCRIPTION

Laser Switch iC-HN enables the spike-free switching of laser diodes with well-defined current pulses.

Pulse width adjustable down to 2 ns.

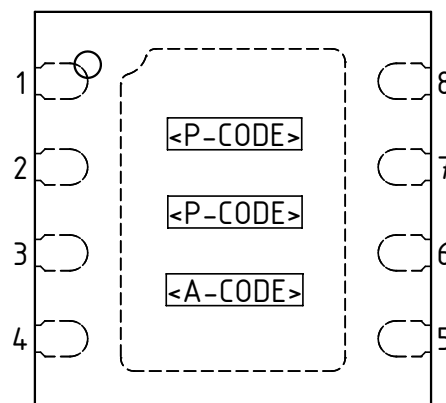
The diode current is determined by the voltage at pin CI.

The switch is controlled via LVDS inputs.

The output channel can be operated up to 1400 mA pulsed current depending on the frequency, duty cycle and heat dissipation.

PACKAGING INFORMATION

PAD LAYOUT



PAD FUNCTIONS

No. Name Function

- | | | |
|---|------|----------------------------|
| 1 | VDD | Supply voltage |
| 2 | EP | Positive LVDS switch input |
| 3 | EN | Negative LVDS switch input |
| 4 | n.c. | Not connected |
| 5 | GND | Ground |
| 6 | LDK | Laser diode cathode |
| 7 | VLDA | Laser supply voltage |
| 8 | CI | Current control voltage |

IC-HN
SHORT PULSE 1.4A LASER DRIVER

preliminary

Rev A1, Page 3/6

ABSOLUTE MAXIMUM RATINGS

Beyond these values damage may occur; device operation is not guaranteed.

Item No.	Symbol	Parameter	Conditions			Unit
				Min.	Max.	
G001	VDD	Voltage at VDD		-0.2	6	V
G002	VLDA	Voltage at VLDA		-0.2	30.5	V
G003	V(LDK)	Voltage at LDK		-0.2	30.5	V
G004	V()	Voltage at EP, EN, CI		-0.3	6	V
G005	Vd()	ESD Susceptibility at all pins	HBM 100 pF discharged through 1.5kΩ		2	kV
G006	Tj	Operating Junction Temperature		-40	125	°C
G007	Ts	Storage Temperature Range		-40	150	°C

THERMAL DATA

Item No.	Symbol	Parameter	Conditions				Unit
				Min.	Typ.	Max.	
T01	Ta	Operating ambient temperature range		-40		105	°C

All voltages are referenced to ground unless otherwise stated.
All currents flowing into the device pins are positive; all currents flowing out of the device pins are negative.

iC-HN

SHORT PULSE 1.4A LASER DRIVER

preliminary

Rev A1, Page 4/6

ELECTRICAL CHARACTERISTICS

Operating Conditions: VDD = 3.0...5.5V, Tj = -40...105 °C unless otherwise stated

Item No.	Symbol	Parameter	Conditions	Min.	Typ.	Max.	Unit
Total Device							
001	VDD	Permissible supply voltage		3		5.5	V
002	I(VDD)	Supply current in VDD	static			7	mA
003	VLDA	Permissible laser supply voltage		0		30	V
004	II(VLDA)	Leakage current in VLDA	VLDA = 30 V			100	µA
005	Vc(VLDA)hi	Clamp voltage hi at VLDA	I(VLDA) = 100 mA, t < 100 ms I(VLDA) = 2 mA	32 30.5	35.5	40 38	V V
006	Vc(LDK)hi	Clamp voltage hi at LDK	I() = 100 mA, t < 100 ms, VLDA = 30 V; Vc() = V() - VLDA	0.2		1.6	V
007	Vc()lo	Clamp voltage lo at VLDA, LDK, VDD	I() = -10 mA	-1.6		-0.2	V
008	Vc()hi	Clamp voltage hi at CI, EP, EN	I() = 1 mA, t < 100 ms	7	7.8	9	V
009	Vc()lo	Clamp voltage lo at CI, EP, EN	I() = -1 mA	-1.6		-0.3	V
Laser switch LDK, CI, VLDA							
101	I(LDK)	Permissible pulse current in LDK	Min. Pulse-Pause Ratio 1:10			1.4	A
102	Vs(LDK)	Saturation voltage at LDK	I(LDK) = 1.26 A, V(CI) = V(CI)@I(LDK) = 1.4 A			2	V
103	IQ(LDK)	Leakage current in LDK	V(LDK), VLDA = 30 V			100	µA
104	tr()	LDK current rise time	Iop(LDK) = 1.4 A, I(LDK): 10% → 90% Iop			1	ns
105	tf()	LDK current fall time	Iop(LDK) = 1.4 A, I(LDK): 90% → 10% Iop			1	ns
106	tp()	Propagation delay V(EP) → I(LDK)	Differential LVDS Rise and Fall Time < 0.5 ns		5		ns
107	V(CI)	Permissible voltage at CI		0		5.5	V
108	Vt(CI)	Threshold voltage at CI	I(LDK) < 20 mA	0.4		1.2	V
109	V(CI)	Operating voltage at CI	I(LDK) = 1.4 A, V(LDK) > 2.3 V			3	V
110	Rpd(CI)	Pull-down resistor at CI		200	500	1250	kΩ
111	C(CI)	Capacitance at CI			600		pF
LVDS Interface EP, EN							
201	Rpd(EP)	Pull-down resistor at EP		80	200	500	kΩ
202	Rpu(EN)	Pull-up resistor at EN		80	200	500	kΩ
203	Vdiff	Differential voltage LVDS	Vdiff = V(EP) - V(EN)	200			mV
204	V()	Input voltage range LVDS		-0.2		VDD + 0.2	V
205	tp()	Pulse width at EP, EN	Differential LVDS Rise and Fall Time < 0.5 ns	2		500	ns
Power On							
301	VON	Power-on voltage VDD	rising voltage			2.9	V
302	VOFF	Power-down voltage VDD	falling voltage	1.2			V
303	Vhys			50		800	mV

iC-HN
SHORT PULSE 1.4A LASER DRIVER*preliminary*

Rev A1, Page 5/6

iC-Haus expressly reserves the right to change its products and/or specifications. An Infoletter gives details as to any amendments and additions made to the relevant current specifications on our internet website www.ichaus.com/infoletter and is automatically generated and shall be sent to registered users by email. Copying – even as an excerpt – is only permitted with iC-Haus' approval in writing and precise reference to source.

The data specified is intended solely for the purpose of product description and shall represent the usual quality of the product. In case the specifications contain obvious mistakes e.g. in writing or calculation, iC-Haus reserves the right to correct the specification and no liability arises insofar that the specification was from a third party view obviously not reliable. There shall be no claims based on defects as to quality in cases of insignificant deviations from the specifications or in case of only minor impairment of usability.

No representations or warranties, either expressed or implied, of merchantability, fitness for a particular purpose or of any other nature are made hereunder with respect to information/specification or the products to which information refers and no guarantee with respect to compliance to the intended use is given. In particular, this also applies to the stated possible applications or areas of applications of the product.

iC-Haus products are not designed for and must not be used in connection with any applications where the failure of such products would reasonably be expected to result in significant personal injury or death (*Safety-Critical Applications*) without iC-Haus' specific written consent. Safety-Critical Applications include, without limitation, life support devices and systems. iC-Haus products are not designed nor intended for use in military or aerospace applications or environments or in automotive applications unless specifically designated for such use by iC-Haus.

iC-Haus conveys no patent, copyright, mask work right or other trade mark right to this product. iC-Haus assumes no liability for any patent and/or other trade mark rights of a third party resulting from processing or handling of the product and/or any other use of the product.

Software and its documentation is provided by iC-Haus GmbH or contributors "AS IS" and is subject to the ZVEI General Conditions for the Supply of Products and Services with iC-Haus amendments and the ZVEI Software clause with iC-Haus amendments (www.ichaus.com/EULA).

iC-HN
SHORT PULSE 1.4A LASER DRIVER

preliminary

Rev A1, Page 6/6

ORDERING INFORMATION

Type	Package	Order Designation
iC-HN	8-pin DFN, 3 mm x 3 mm, 0.9 mm thickness RoHS compliant	iC-HN DFN8-3x3
	High-speed module for laser diodes	iC-HN iCSY HN1M

Please send your purchase orders to our order handling team.

For technical support, information about prices and terms of delivery please us.