

## Features

- Up to 8 W CW output power.
- High Quality, Reliability, & Performance

## Applications

- Material Processing
- Graphics
- Defense
- Medical


## Product Specifications

### 915 nm Multi-Mode Laser Diodes 90 $\mu\text{m}$ (6-8 W)

#### Description:

High brightness, high quality, and high reliability are the foundation of our multi mode product line. Axcel's 915 nm multi mode laser diodes are available with up to 8 W of continuous output power from a 90  $\mu\text{m}$  single emitter chip. Axcel's trademark laser chip design creates un-measurable degradation and long lifetimes that make our chips among the most reliable in the industry today. Our 915 nm multi mode line serves a broad range of applications including material processing, graphics, defense, and medical.

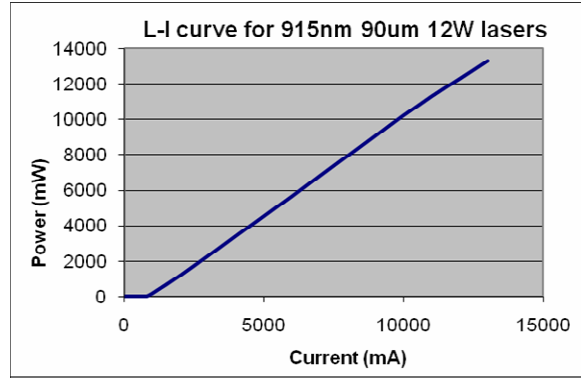
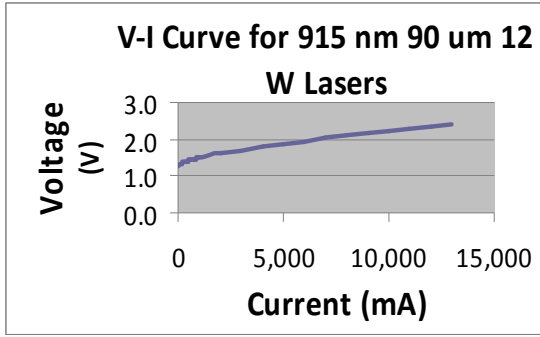
Packaging options include Axcel's AlN C4 Sub-mount and 4.3 mm thick C-mount. Please view our website for mechanical drawings of all of our sub-mounts.



#### Standard Product Specifications for 915nm Multi-mode Diodes

| Parameter                           | Unit      | 6 W Series |      |     | 8 W Series |      |     |
|-------------------------------------|-----------|------------|------|-----|------------|------|-----|
|                                     |           | Min        | Typ  | Max | Min        | Typ  | Max |
| Wavelength                          | nm        | 910        | 915  | 920 | 910        | 915  | 920 |
| Wavelength @ 1.0 A                  | nm        | 902        | 905  | 908 | 902        | 905  | 908 |
| Spectrum FWHM                       | nm        | —          | 2    | 4   | —          | 2    | 4   |
| Operating Power (P <sub>o</sub> )   | W         | —          | 6.0  | —   | —          | 8.0  | —   |
| Operating Current (I <sub>o</sub> ) | A         | —          | 6.0  | 6.2 | —          | 7.8  | 8.0 |
| Operating Voltage (V <sub>o</sub> ) | V         | —          | 1.8  | 2.0 | —          | 1.8  | 2.0 |
| Vertical Far Field                  | deg, FWHM | —          | 35   | 40  | —          | 35   | 40  |
| Vertical Far Field @ 1.0 A          | deg, FWHM | —          | 35   | 40  | —          | 35   | 40  |
| Parallel Far Field                  | deg, FWHM | —          | 8    | 10  | —          | 8    | 10  |
| Parallel Far Field @ 1.0 A          | deg, FWHM | —          | 4    | 6   | —          | 4    | 6   |
| Threshold (I <sub>th</sub> )        | mA        | —          | 400  | 500 | —          | 400  | 550 |
| Slope Efficiency (dL/dI)            | W/A       | 1.00       | 1.05 | —   | 1.00       | 1.05 | —   |
| Slope Efficiency (dL/dI) @ 1.0 A    | W/A       | 1.00       | 1.05 | —   | 1.00       | 1.05 | —   |
| Lifetime @ Pop and 25°C             | hours     | 100,000    | —    | —   | 100,000    | —    | —   |
| Storage Temp.                       | °C        | -40        | —    | 80  | -40        | —    | 80  |
| Operating Temp. (T <sub>op</sub> )  | °C        | -20        | 25   | 50  | -20        | 25   | 50  |
| Lead Soldering Temp.(<5 sec)        | °C        | —          | —    | 250 | —          | —    | 250 |

- Note:
- 1) Specifications are subject to change without notice.
  - 2) All Axcel Photonics products are TE polarized
  - 3) All Specifications are rated at 25°C
  - 4) 1.0 A Specifications are given as a reference. Specifications at typical operating current can vary depending on the quality of the bonding and thermal transfer between C4-mount and heatsink.



**Determining Your Product number:**

MM—WWW—PPP—XYZ—(custom add-ons)

(package)-(wavelength)-(power)-(options)

**6 W Series**

C4-915-6000-150

CL-915-6000-150

**8 W Series**

C4-915-8000-150

CL-915-8000-150

**Package:**

C4 chip on 4 mm submount  
CL 4.3 mm C-mount

**X Option (aperture size)**

1 90 μm aperture

**Y Option (wavelength tolerance)**

5 ±5 nm

**Z Option (additional options)**

0 none

**Wavelength:**

915 915 nm

**Power Options:**

6000 6 W  
8000 8 W

Please note: These are our standard product configurations. Other options may be available, please inquire about any additional options that you may require when contacting our Sales Team.

**Safety**

Caution: Laser light emitted from any diode laser is invisible and may be harmful to the human eye. Avoid looking directly into the diode laser aperture when the device is in operation.

Note: The use of optical instruments with this product will increase eye hazard.


**ESD Caution**

Always handle diode lasers with extreme care to prevent electrostatic discharge, the primary cause of unexpected diode failure. You can prevent ESD by always wearing wrist straps, grounding all applicable work surfaces, and following extremely rigorous anti-static techniques when handling diode lasers.

**Operating Considerations**

Operating the diode laser outside of its maximum ratings may cause device failure or a safety hazard. Power supplies used with the component must be employed such that the maximum peak optical power cannot be exceeded. CW diode lasers may be damaged by excessive drive current or switching transients. When using power supplies, the diode laser should be connected with the main power on and the output voltage at zero. The current should be increased slowly while monitoring the diode laser output power and the drive current. Device degradation accelerates with increased temperature, and therefore careful attention to minimize the case temperature is advised. A proper heat-sink for the diode laser on a thermal radiator will greatly enhance laser life.

**Power Output Danger Label**



**21 CFR 1040.10 Compliance**

Because of the small size of these devices, each of the labels shown are attached to the individual shipping container. They are illustrated here to comply with 21 CFR 1040.10 as applicable under the Radiation Control for Health and Safety Act of 1968.