

HIGH-POWER PRONTO

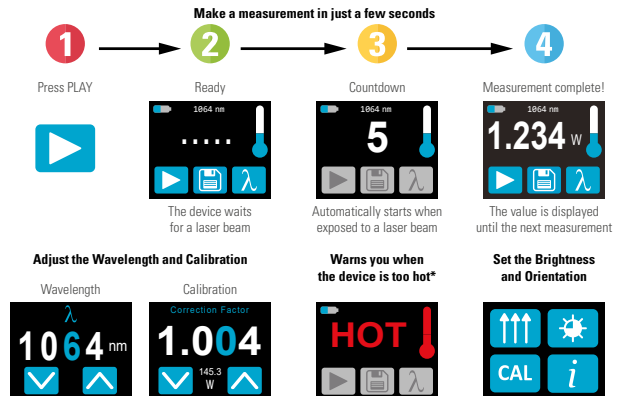
1 W - 10 kW high power probes with touchscreen controls



KEY FEATURES

- **WIDE POWER RANGE**
Very low noise level = wide power range with just one device
- **CONTINUOUS READINGS AT LOW POWERS**
The PRONTO-500 includes a continuous power mode (CWP) for measurements up to 40 W.
- **NO-WAIT MEASUREMENTS**
5 seconds measurements allow for very short cooling time (all models except PRONTO-3K)
- **EASY TO USE**
The color LCD touchscreen allows for a friendly user interface. You can make a measurement with just the touch of a button!
- **DATA LOGGING**
Save your data to the internal memory and then transfer them to your PC over the USB connection.
- **LARGE APERTURE**
55 mm Ø aperture to accommodate large beams
- **RUGGED**
 - All-metal body
 - High damage thresholds
- **SERIAL COMMANDS**
Serial commands are available to let you take full control of your PRONTO from your PC.

USER INTERFACES (SSP MODE)



ACCESSORIES



Stand with steel post







Pelican carrying case

HIGH-POWER PRONTO

Specifications

CE NIST*
Traceable
IEEE 1905
*Also traceable to NRC-CNRC



	PRONTO-500	PRONTO-3K	PRONTO-6K	PRONTO-10K
MAX AVERAGE POWER				
SSP Mode (Measures Power in 5 s)	500 W	3000 W	6000 W	10 000 W
CWP Mode (Measures Power continuously)	40 W	N/A	N/A	N/A
EFFECTIVE APERTURE	55 mm ϕ	55 mm ϕ	55 mm ϕ	55 mm ϕ
COOLING METHOD	Convection	Convection	Convection	Convection
MEASUREMENT CAPABILITY				
Spectral range	0.19 - 20 μ m	0.19 - 20 μ m	0.19 - 20 μ m	0.19 - 20 μ m
Calibrated spectral range ^a	0.248 - 2.5 μ m	0.248 - 2.5 μ m	0.248 - 2.5 μ m	0.248 - 2.5 μ m
Noise equivalent power	0.1 W	5 W	20 W	30 W
Exposure time	5 s ^b	10 s	5 s	5 s
Calibration uncertainty	\pm 3% (\pm 2.5% in CWP mode)	\pm 5%	\pm 5%	\pm 5%
Number of readings before cooling ^c	100 W 25 (200 s)	0.5 kW 6 (72 s)	1 kW 6 (36 s)	1 kW 10 (60 s)
(Maximum exposure time before cooling)	200 W 12 (100 s)	1 kW 3 (36 s)	2 kW 3 (18 s)	2 kW 5 (30 s)
	300 W 8 (60 s)	1.5 kW 2 (24 s)	3 kW 2 (12 s)	5 kW 2 (12 s)
	500 W 5 (40 s)	3 kW 1 (12 s)	6 kW 1 (6 s)	10 kW 1 (6 s)
DAMAGE THRESHOLDS				
Maximum average power density				
1064 nm, 100 W, CW	25 kW/cm ²	---	---	---
1064 nm, 500 W, CW	5 kW/cm ²	7 kW/cm ²	---	---
1064 nm, 3000 W, CW	---	5 kW/cm ²	8 kW/cm ²	---
1064 nm, 6000 W, CW	---	---	7 kW/cm ²	7 kW/cm ²
1064 nm, 10 000 W, CW	---	---	---	5.5 kW/cm ²
Maximum allowable casing temperature	65 °C	65 °C	75 °C	75 °C
GENERAL SPECIFICATIONS				
Display type	Touchscreen color LCD	Touchscreen color LCD	Touchscreen color LCD	Touchscreen color LCD
Display size	28.0 x 35.0 mm (128 x 160 pixels)	28.0 x 35.0 mm (128 x 160 pixels)	28.0 x 35.0 mm (128 x 160 pixels)	28.0 x 35.0 mm (128 x 160 pixels)
Data storage	50 000 pts	50 000 pts	50 000 pts	50 000 pts
Battery type	Rechargeable Li-ion	Rechargeable Li-ion	Rechargeable Li-ion	Rechargeable Li-ion
Battery life	17 hours or 4 200 measurements (with brightness set at 25%)	17 hours or 4 200 measurements (with brightness set at 25%)	17 hours or 4 200 measurements (with brightness set at 25%)	17 hours or 4 200 measurements (with brightness set at 25%)
Battery recharge via	USB port	USB port	USB port	USB port
PHYSICAL CHARACTERISTICS				
Effective aperture	55 mm ϕ	55 mm ϕ	55 mm ϕ	55 mm ϕ
Dimensions (sensor head)	88W x 88L x 32D mm	88W x 88L x 36D mm	88W x 88L x 36D mm	88W x 88L x 46D mm
Dimensions (monitor)	41W x 140L x 16D mm	41W x 140L x 16D mm	41W x 140L x 16D mm	41W x 140L x 16D mm
Weight	930 g	1240 g	1520 g	2150 g
ORDERING INFORMATION				
Compatible stand	STAND-S-443	STAND-S-443	STAND-S-443	STAND-S-443
Product page				

a. For calibration at 10.6 μ m, add C02-CAL-UP-2 to the order
 b. Response time in CWP mode is 2 s.
 c. Assuming an exposure time of 8 seconds and for 25°C starting temperature.

Specifications are subject to change without notice