


Datasheet

HSA-Y-1-60

1 GHz High-Speed Amplifier



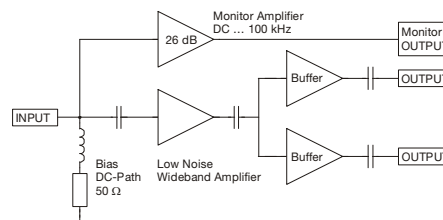
Features

- Bandwidth 10 kHz ... 1.1 GHz
- Rise Time 320 ps
- Gain 60 dB (50 kV/A)
- Noise Figure 1.9 dB
- Integrated Bias Circuit
- Monitor Output
- Two identical Signal Outputs

Applications

- Pre-amplifier for ultra-fast Detectors (Microchannel-Plates, Photomultipliers, Avalanche-Photodiodes, PIN-Photodiodes etc.)
- Oscilloscope and Transient-Recorder Pre-amplifier
- Time-Resolved Pulse and Transient Measurements

Block Diagram



Specifications

	Test Conditions	$V_s = \pm 15\text{ V}$, $T_a = 25^\circ\text{C}$, System Impedance = $50\ \Omega$
Gain	Gain	60 dB (50 kV/A)
	Gain Accuracy	$\pm 1\text{ dB}$
	Gain Flatness	$\pm 0.2\text{ dB}$
Frequency Response	Lower Cut-Off Frequency	10 kHz
	Upper Cut-Off Frequency	1.1 GHz
Time Response	Rise / Fall Time (10% - 90%)	320 ps
Input	DC Input Impedance	$50\ \Omega$
	RF Input Impedance	$50\ \Omega$
	$50\ \Omega$ Noise Figure	1.9 dB (@ $f < 700\text{ MHz}$)
	Equivalent Input Voltage Noise	330 pV/ $\sqrt{\text{Hz}}$ (@ $f < 700\text{ MHz}$)
	Equivalent Input Current Noise	6.6 pA/ $\sqrt{\text{Hz}}$ (@ $f < 700\text{ MHz}$)
	Input VSWR	1 : 1.4 (@ $f < 1.5\text{ GHz}$)
	Maximum Input VSWR	1 : 1.4 (@ $f < 3\text{ GHz}$)

SOPHISTICATED TOOLS FOR SIGNAL RECOVERY



DE-HSA-Y-1-60_R3/JM/18MAR2019

Datasheet

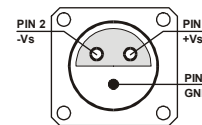
HSA-Y-1-60

1 GHz High-Speed Amplifier

Specifications (continued)	
Output	<p>Two identical Signal Outputs:</p> <p>Output Impedance 50 Ω</p> <p>Maximum Output VSWR 1 : 1.4 (@ f < 3 GHz)</p> <p>Output Power P_{1dB} + 13 dBm (@ f < 500 MHz)</p> <p>Output Peak-Peak Voltage 2.3 V_{pp} (@ f < 500 MHz, for linear Amplification)</p> <p>Isolation between Outputs 16 dB (@ f < 3 GHz)</p>
Monitor Amplifier	<p>Gain 26 dB (1 kV/A)</p> <p>Lower Cut-Off Frequency DC</p> <p>Upper Cut-Off Frequency 100 kHz</p> <p>Output Voltage ± 10 V (@ 10kΩ load)</p>
Power Supply	<p>Supply Voltage ± 15 V</p> <p>Supply Current + 180 / -10 mA</p>
Case	<p>Weight 180 gr. (0.41 lbs)</p> <p>Material AlMg4.5Mn, nickel-plated</p>
Temperature Range	<p>Storage Temperature - 40 ... + 100 °C</p> <p>Operating Ambient Temperature 0 ... + 60 °C</p> <p>Operating Case Temperature 39 °C (@ Ta = 25 °C)</p>

Absolute Maximum Ratings	<p>Power Supply Voltage ± 20 V</p> <p>DC and LF Input Voltage ± 4 V</p> <p>RF Input Power + 13 dBm</p>
--------------------------	--

Connectors	<p>Input SMA</p> <p>Signal Outputs SMA</p> <p>Monitor Output BNC</p> <p>Power Supply LEMO Series 1S, 3-pin fixed Socket</p> <p>Pin 1: + 15 V</p> <p>Pin 2: - 15 V</p> <p>Pin 3: GND</p>
------------	---



SOPHISTICATED TOOLS FOR SIGNAL RECOVERY

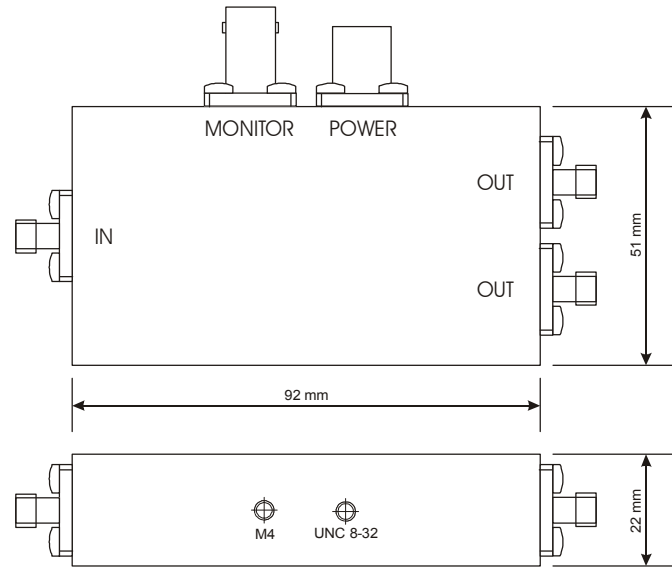


Datasheet

HSA-Y-1-60

1 GHz High-Speed Amplifier

Dimensions



DZ01-0611-10

Specifications are subject to change without notice. Information provided herein is believed to be accurate and reliable. However, no responsibility is assumed by FEMTO Messtechnik GmbH for its use, nor for any infringement of patents or other rights of third parties which may result from its use. No license is granted by implication or otherwise under any patent or patent rights of FEMTO Messtechnik GmbH. Product names mentioned may also be trademarks used here for identification purposes only.

© by FEMTO Messtechnik GmbH · Printed in Germany

SOPHISTICATED TOOLS FOR SIGNAL RECOVERY

