

## Features


- Up to 10W CW output power
- High Quality, Reliability, & Performance

## Applications

- Defense
- Graphics
- Medical/Dental
- Laser Display
- Solid State Pumping

## Product Specifications

### 808nm Multi-Mode Laser High-Heat-Load Modules w/ Window Package



## Description

High brightness, high quality, and high reliability are the foundation of our multi mode product line. Sheaumann's 808nm multi mode laser diodes are available with up to 10W of continuous output power from a high-heat-load module with window output. All modules come standard with an internal thermistor, TEC, and photodiode. Sheaumann's trademark laser chip design creates un-measurable degradation and long lifetimes that make our chips among the most reliable in the industry today. Fast axis collimating optics are also available on our window packages. Our 808nm multi mode line serves a broad range of applications including solid state pumping, laser display, graphics, medical, dental, industrial, and defense.

Please view our website for mechanical drawings of our High-Heat-Load Module package.

### Performance Data for 808nm Multi-Mode HHL Window Package

Parameter	Unit	3W 100um			5W 200um			8W 400um			10W 400um		
		Min	Typ	Max	Min	Typ	Max	Min	Typ	Max	Min	Typ	Max
Wavelength	nm	805	808	811	803	808	813	805	808	811	805	808	811
Spectrum FWHM	nm	-	2	4	-	2	4	-	2	4	-	2	4
Operating Power (P <sub>o</sub> )	W	-	3.0	-	-	5	-	-	8.0	-	-	10.0	-
Operating Current (I <sub>o</sub> )	mA	-	2.8	3.2	-	5.0	6.0	-	8.4	9.0	-	10.6	12.0
Operating Voltage (V <sub>o</sub> )	V	-	1.9	2.2	-	2.2	2.5	-	1.9	2.2	-	1.9	2.2
Lifetime	hour	10,000	-	-	10,000	-	-	10,000	-	-	10,000	-	-
Vertical Far Field	°	-	30	35	-	30	35	-	30	35	-	30	35
Parallel Far Field	°	-	8	11	-	8	11	-	10	12	-	10	12
Threshold (I <sub>th</sub> )	A	-	0.4	0.6	-	0.8	1.1	-	1.8	2.2	-	1.8	2.2
Slope Efficiency (dP/dI)	W/A	1.0	1.2	-	1.0	1.2	-	1.0	1.2	-	1.0	1.2	-
Storage Temperature	°C	-40	-	80	-40	-	80	-40	-	80	-40	-	80
Operating Temperature (T <sub>op</sub> )	°C	-20	25	75	0	25	75	-20	25	75	-20	25	75
Lead Soldering Temperature (5 sec)	°C	-	-	250	-	-	250	-	-	250	-	-	250
TEC Voltage	V	-	-	8.6	-	-	8.6	-	-	8.6	-	-	8.6
TEC Current	A	-	-	3.8	-	-	3.8	-	-	3.8	-	-	3.8


**Note:** Specifications are subject to change without notice. All Sheaumann Laser products are TE polarized

**Power Output  
Danger Label**



**WARNING!**

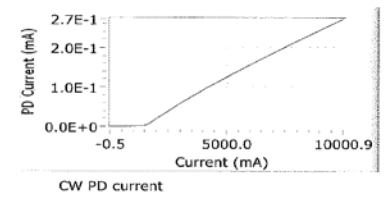
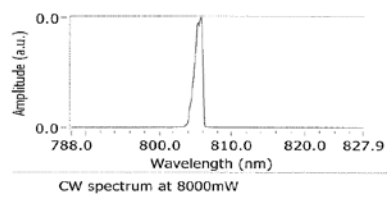
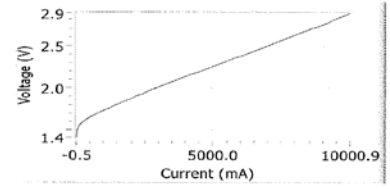
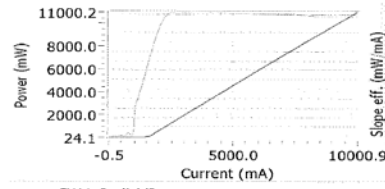
Invisible laser radiation is emitted from devices as shown below



**21 CFR 1040.10  
Compliance**

Because of the small size of these devices, each of the labels shown are attached to the individual shipping container. They are illustrated here to comply with 21 CFR 1040.10 as applicable under the Radiation Control for Health and Safety Act of 1968.

**Product Performance Data Graphs**



**Determining Your Product number**

MM—WWW—PPPP—XYZ—(custom add-ons)  
(package)-(wavelength)-(power)-(options)

**Package:**

HW HHL package  
(9pin, TEC, PD, Thermistor)

**Wavelength:**

808 808nm

**Power Options:**

3000 3W  
5000 5W  
8000 8W  
010W 10W

**X Option (aperture size)**

1 100µm Fiber  
2 200µm fiber  
4 400µm fiber

**Y Option (wavelength tolerance)**

5 ±5nm

**Z Option (additional options)**

0 None

**Standard Product Configurations**

**3W Series**

HW-808-3000-150

**5W Series**

HW-808-5000-250

**8W Series**

HW-808-8000-450

**10W Series**

HW-808-010W-450

Please note: These are our standard product configurations. Other options may be available, please inquire about any additional options that you may require when contacting our Sales Team.

**Safety**

Caution: Laser light emitted from any diode laser is invisible and may be harmful to the human eye. Avoid looking directly into the diode laser aperture when the device is in operation. **Note:** The use of optical instruments with this product will increase eye hazard.

**ESD Caution**

Always handle diode lasers with extreme care to prevent electrostatic discharge, the primary cause of unexpected diode failure. You can prevent ESD by always wearing wrist straps, grounding all applicable work surfaces, and following extremely rigorous anti-static techniques when handling

**Operating Considerations**

Operating the diode laser outside of its maximum ratings may cause device failure or a safety hazard. Power supplies used with the component must be employed such that the maximum peak optical power cannot be exceeded. CW diode lasers may be damaged by excessive drive current or switching transients. When using power supplies, the diode laser should be connected with the main power on and the output voltage at zero. The current should be increased slowly while monitoring the diode laser output power and the drive current. Device degradation accelerates with increased temperature, and therefore careful attention to minimize the case temperature is advised. A proper heat-sink for the diode laser on a thermal radiator will greatly enhance laser life.