

LCU85C061Ap

LCU85xx SERIES LASER DIODE

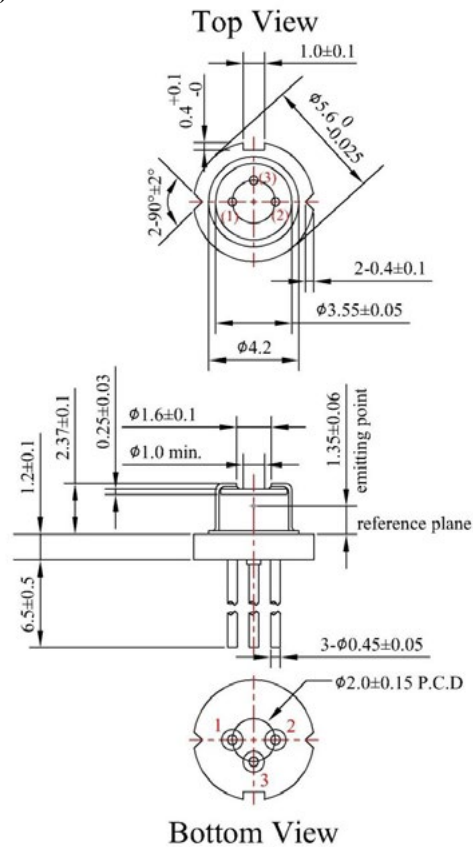
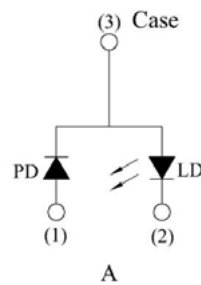
■ Features

1. Peak wavelength at 25°C : 850 nm (typical)
2. Standard light output : 300mW (CW)
3. TO-18 (ϕ 5.6mm) Packaged, cap window with flat Pb-free lens, monitor PD inside.
4. Small perpendicular divergence angle

■ Applications

1. Motion sensor
2. 3D depth sensor
3. Illumination
4. Industry
5. Medical application

■ External dimensions(Unit : mm)



Ver.A

LCU85C061Ap

LCU85xx SERIES LASER DIODE

Absolute Maximum Ratings(Tc=25°C)

Parameter	Symbol	Rating	Unit
Optical Output	Po	300	mW
Reverse Voltage	Vr	2	V
Operating Temperature (Case)	Top	-10~+60	°C
Storage Temperature	Tstg	-40~+85	°C

Electrical and Optical Characteristics(Tc=25°C)

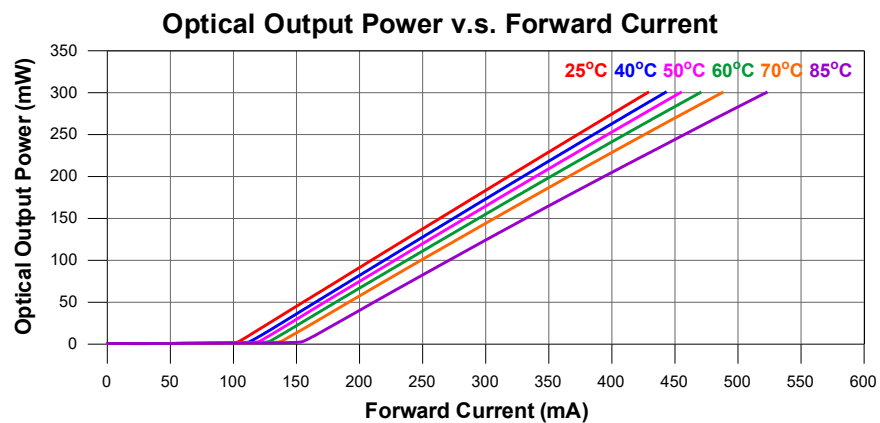
Parameter	Symbol	Condition	Min.	Typ.	Max.	Unit
Threshold Current	Ith	Po=300mW	-	115	130	mA
Operating Current	Iop	Po=300mW	-	435	470	mA
Operating Voltage	Vop	Po=300mW	-	1.85	2.0	V
Slope Efficiency	η	Po=75-225mW	-	0.95	-	mW/mA
Monitor Current	Im	Po=300mW	0.1	0.6	-	mA
Beam Divergence (FWHM)	Parallel	$\theta_{//}$	-	9	14	deg.
	Perpendicular	θ_{\perp}	-	18	23	deg.
Lasing Wavelength	λ	Po=300mW	840	850	860	nm

© $\theta_{//}$ and θ_{\perp} are defined as the angle within which the intensity is 50% of the peak value.

Quality Notice

This device is still under product development.

Typical characteristic curves

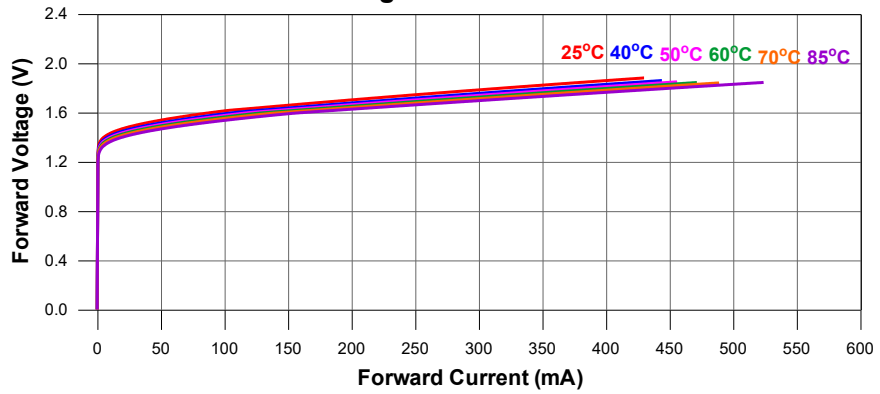


Ver.A

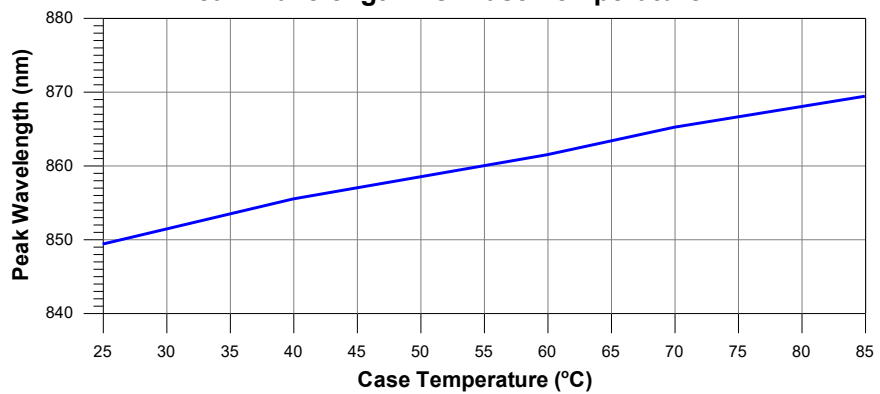
LCU85C061Ap

LCU85xx SERIES LASER DIODE

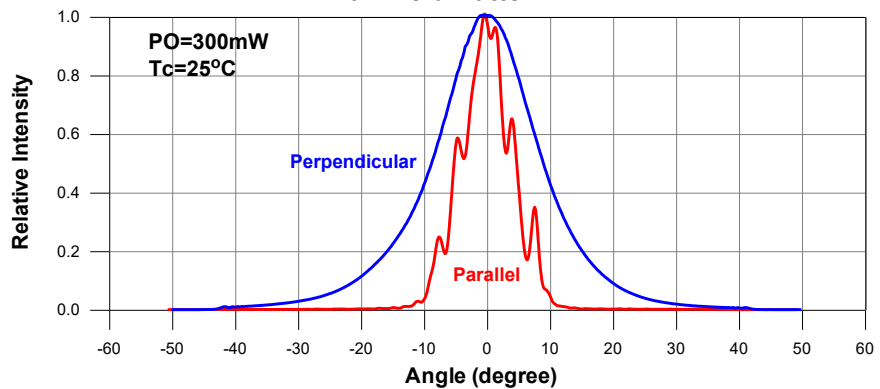
Forward Voltage v.s. Forward Current



Peak Wavelength v.s. Case Temperature



Far-Field Pattern

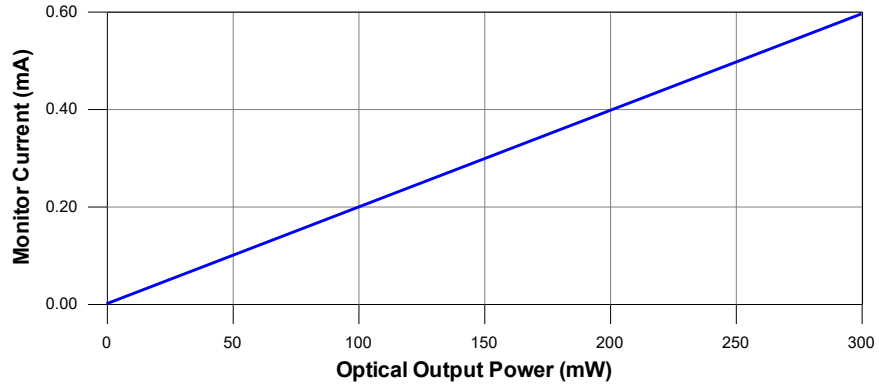


Ver.A

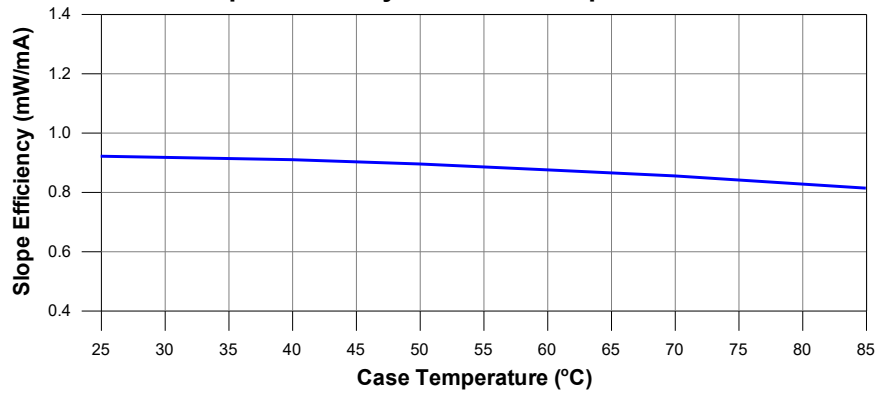
LCU85C061Ap

LCU85xx SERIES LASER DIODE

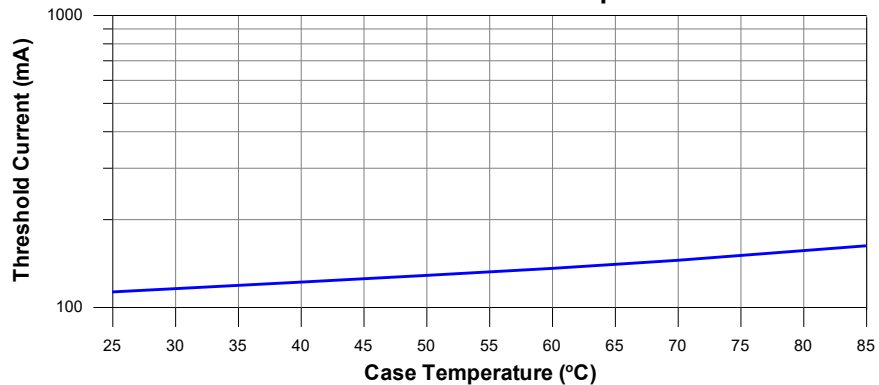
Monitor Current v.s. Optical Output Power



Slope Efficiency v.s. Case Temperature



Threshold Current v.s. Case Temperature



Ver.A