

www.osram-os.com

PLT5 520B

Metal Can® TO56

Green Laser Diode in TO56 Package

Optical output power (continuous wave): 110 mW
(T_{case}=25°C)



Applications

- Health Monitoring (Heart Rate Monitoring, Pulse Oximetry)
- Measurement Levelling
- Projection Home LED & Laser
- Projection Professional LED & Laser

Features:

- Typical emission wavelength: 520 nm
- Efficient radiation source for cw and pulsed operation
- Single mode semiconductor laser
- High modulation bandwidth
- TO56 package with photo diode

Ordering Information

Type	Peak output power typ. P _{opt}	Ordering Code
PLT5 520B	110 mW	Q65112A0737

1 Version 1.3 | 2021-07-09

OSRAM
Opto Semiconductors

PLT5 520B

Maximum Ratings $T_{\text{case}} = 25\text{ °C}$

Parameter	Symbol		Values
Operating temperature	T_{op}	min.	-20 °C
		max.	60 °C
Storage temperature	T_{stg}	min.	-40 °C
		max.	85 °C
Junction temperature	T_{j}	max.	120 °C
Forward current ¹⁾	I_{F}	max.	330 mA
Reverse voltage ²⁾	V_{R}	max.	2 V
Soldering temperature	T_{s}	max.	260 °C

 $t_{\text{max}} = 10\text{ s}$

Operation outside these conditions may damage the device. Operation at maximum ratings may influence lifetime.

2 Version 1.3 | 2021-07-09

OSRAM
 Opto Semiconductors

PLT5 520B

Characteristics

$P_{opt} = 110 \text{ mW}$; $T_{case} = 25 \text{ }^\circ\text{C}$

Parameter	Symbol		Values
Operating current ¹⁾ CW $P_{opt} = 80 \text{ mW}$	I_{op}	typ. max.	175 mA 240 mA
Operating current ¹⁾ CW $P_{opt} = 110 \text{ mW}$	I_{op}	typ. max.	225 mA 300 mA
Peak wavelength ³⁾	λ_{peak}	min. typ. max.	515 nm 520 nm 530 nm
Spectral bandwidth (FWHM)	$\Delta\lambda$	typ.	1 nm
Beam divergence (FWHM) parallel to pn-junction	$\Theta_{ }$	min. typ. max.	5.5 ° 7.0 ° 8.5 °
Beam divergence (FWHM) perpendicular to pn-junction	Θ_{\perp}	min. typ. max.	18.0 ° 23.0 ° 25.0 °
Threshold current	I_{th}	typ. max.	40 mA 90 mA
Forward voltage ⁴⁾⁵⁾ CW $P_{opt} = 80 \text{ mW}$	V_F	typ. max.	5.9 V 7.3 V
Forward voltage ⁴⁾⁵⁾ CW $P_{opt} = 110 \text{ mW}$	V_F	typ. max.	6.1 V 7.5 V
TE polarization	P_{TE}	typ.	100:1
Modulation frequency	f	min.	100 MHz
Monitor current ⁶⁾⁷⁾	I_m	typ.	200 μA
Thermal resistance junction case real	R_{thJC}	typ.	34 K / W

Info: according to OS-PCN-2021-007-A

3 Version 1.3 | 2021-07-09

OSRAM
Opto Semiconductors

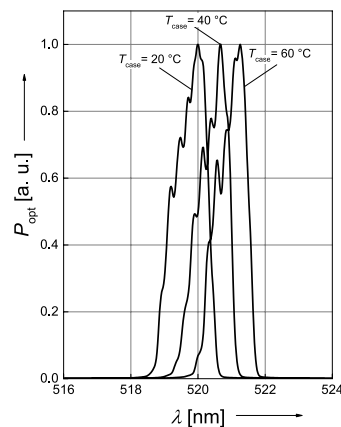
PLT5 520B

Wavelength Groups

Group	Peak wavelength ⁸⁾ min.	Peak wavelength ⁸⁾ max.
	λ_{peak}	λ_{peak}
B1	515 nm	520 nm
B2	520 nm	530 nm

Relative Spectral Emission ⁹⁾

$$P_{\text{opt}} = f(\lambda)$$



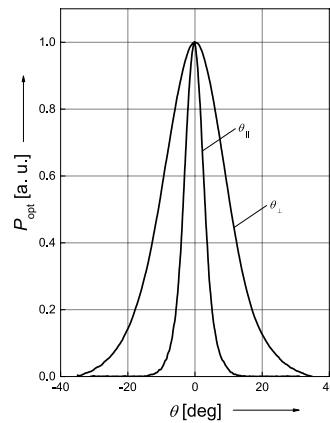
4 Version 1.3 | 2021-07-09

OSRAM
Opto Semiconductors

PLT5 520B

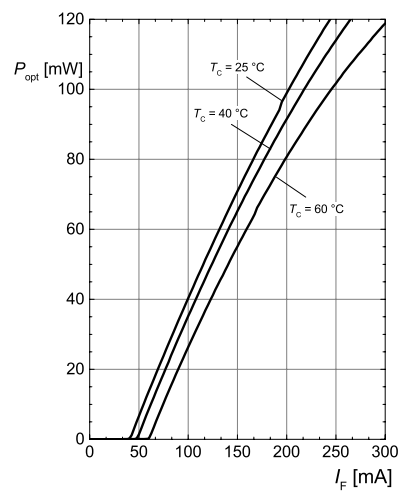
Beam Divergence ⁹⁾

$P_{opt} = f(\Theta); T_{case} = 25\text{ }^{\circ}\text{C}$



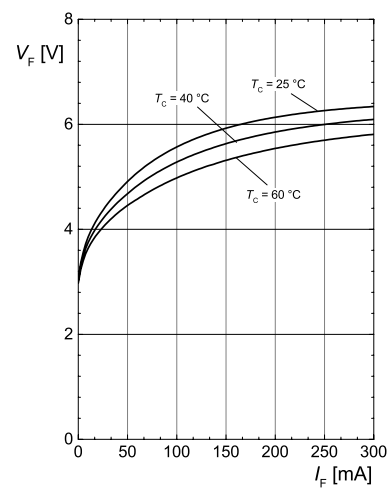
Optical Output Power ⁹⁾

$P_{opt} = f(I_F)$



Opt. Power / Forward Voltage ⁹⁾

$V_F = f(I_F)$



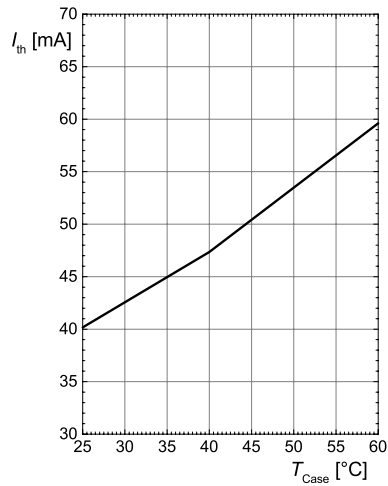
5 Version 1.3 | 2021-07-09

OSRAM
Opto Semiconductors

PLT5 520B

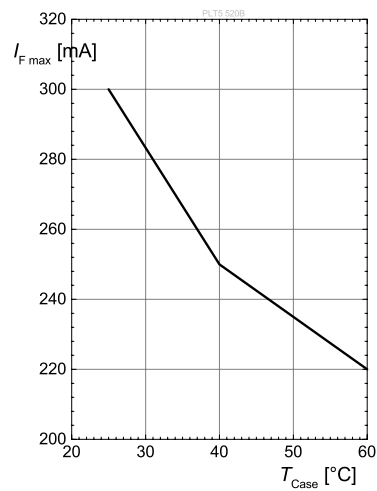
Threshold Current ⁹⁾

$$I_{th} = f(T_C)$$



Max. Permissible Forward Current

$$I_{F,max} = f(T_C); \text{ max. recommended current}$$

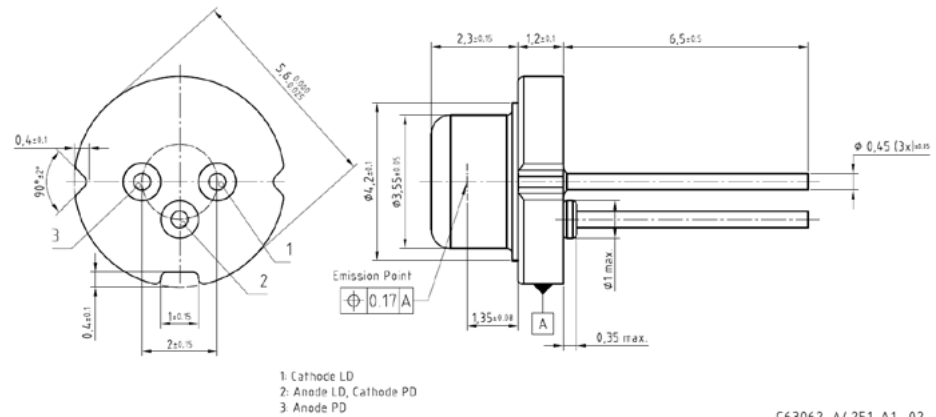


6 Version 1.3 | 2021-07-09

OSRAM
Opto Semiconductors

PLT5 520B

Dimensional Drawing ¹⁰⁾



Further Information:

Approximate Weight: 200.0 mg

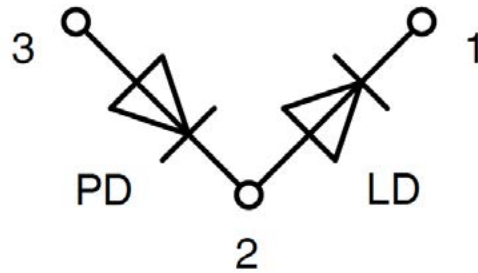
ESD advice: ATTENTION – Observe Precautions For Handling – Electrostatic Sensitive Device

7 Version 1.3 | 2021-07-09

OSRAM
Opto Semiconductors

PLT5 520B

Electrical Internal Circuit



Pin	Description
PIN 1	LD Cathode
PIN 2	LD Anode, PD Cathode (case)
PIN 3	PD Anode

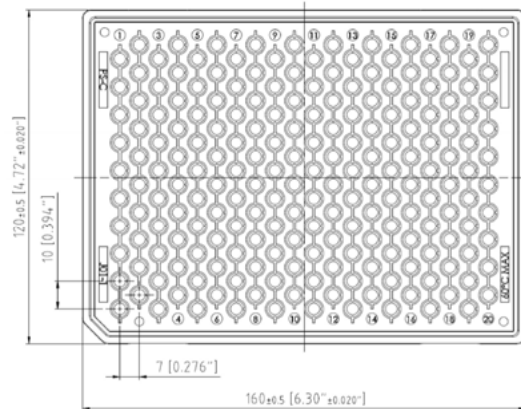
8 Version 1.3 | 2021-07-09

OSRAM
Opto Semiconductors

PLT5 520B

Tray ¹¹⁾

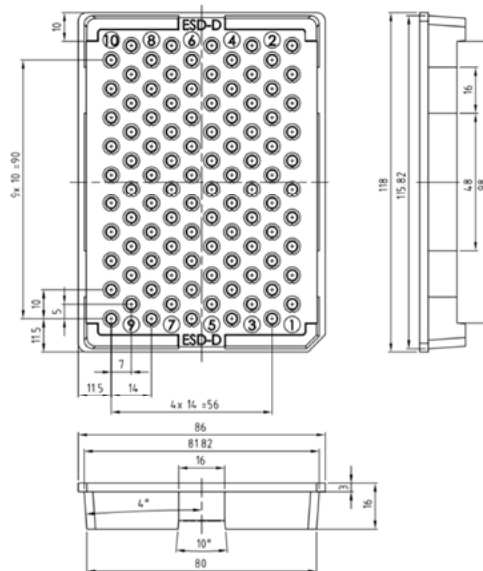
200 pieces per Tray



C63062-A4337-B1

Tray ¹¹⁾

100 pieces per Tray



C63062-A4404-X1-01

9 Version 1.3 | 2021-07-09

OSRAM
Opto Semiconductors


PLT5 520B

Barcode-Product-Label (BPL)





OSRAM Opto Semiconductors LX XXXX BIN1: XX-XX-X-XXX-X

RoHS Compliant

(6P) BATCH NO: 1234567890 ML Temp ST
X XXX °C X

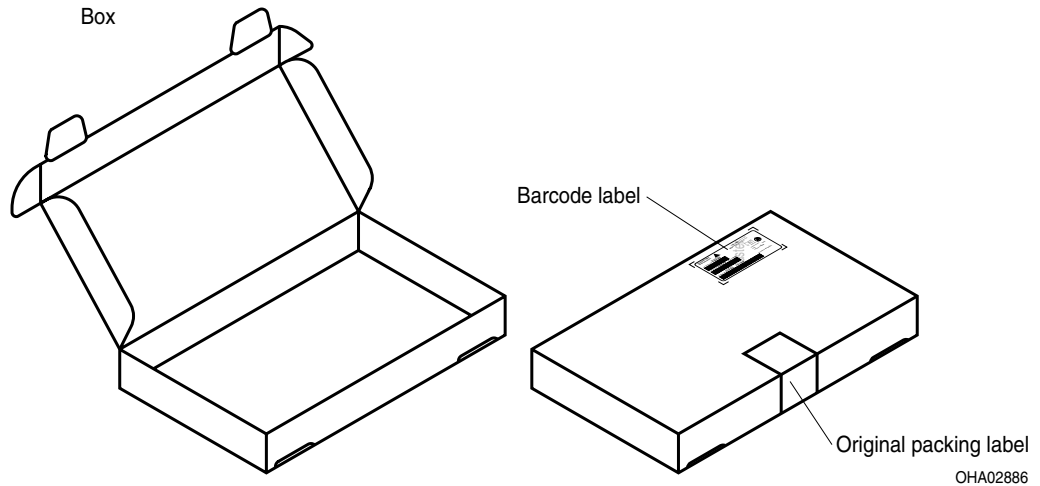
(1T) LOT NO: 1234567890 (9D) D/C: 1234  Pack: RXX
DEMY XXX
X_X123_1234.1234 X

(X) PROD NO: 123456789(Q)QTY: 9999 (G) GROUP: XX-XX-X-X

OHA04563

Schematic Transportation Box ¹⁰⁾



OHA02886

¹⁰ Version 1.3 | 2021-07-09

OSRAM
Opto Semiconductors

PLT5 520B

Dimensions of Transportation Box

At pieces per Tray	Width	Length	Height
200	170 ± 5 mm	270 ± 5 mm	45 ± 5 mm
100	103 ± 5 mm	128 ± 5 mm	25 ± 5 mm

11 Version 1.3 | 2021-07-09

OSRAM
Opto Semiconductors

PLT5 520B

Notes

Depending on the mode of operation, these devices emit highly concentrated visible and non visible light which can be hazardous to the human eye. Products which incorporate these devices have to follow the safety precautions given in IEC 60825-1.

Subcomponents of this device contain, in addition to other substances, metal filled materials including silver. Metal filled materials can be affected by environments that contain traces of aggressive substances. Therefore, we recommend that customers minimize device exposure to aggressive substances during storage, production, and use. Devices that showed visible discoloration when tested using the described tests above did show no performance deviations within failure limits during the stated test duration. Respective failure limits are described in the IEC60810.

Important notes of operation for laser diode

a) Electrical operation

OSRAMs laser diodes are designed for maximum performance and reliability. Operating the laser diode above the maximum rating even for very short periods of time can damage the laser diode or reduce its lifetime. The laser diode must be operated with a suitable power supply with minimized electrical noise. The laser diode is very sensitive to electrostatic discharge (ESD). Proper precautions must be taken.

b) Mounting instructions

In order to maintain the lifetime of the laser diode proper heat management is essential. Due to the design of the laser diode heat is dissipated only through the base plate of the diode's body. A proper heat conducting interconnection between the diodes base plate and the heat sink must be maintained.

For further application related information please visit www.osram-os.com/appnotes

12 Version 1.3 | 2021-07-09

OSRAM
Opto Semiconductors

PLT5 520B

Disclaimer

Attention please!

The information describes the type of component and shall not be considered as assured characteristics. Terms of delivery and rights to change design reserved. Due to technical requirements components may contain dangerous substances.

For information on the types in question please contact our Sales Organization.

If printed or downloaded, please find the latest version on the OSRAM OS website.

Packing

Please use the recycling operators known to you. We can also help you – get in touch with your nearest sales office. By agreement we will take packing material back, if it is sorted. You must bear the costs of transport. For packing material that is returned to us unsorted or which we are not obliged to accept, we shall have to invoice you for any costs incurred.

Product and functional safety devices/applications or medical devices/applications

OSRAM OS components are not developed, constructed or tested for the application as safety relevant component or for the application in medical devices.

OSRAM OS products are not qualified at module and system level for such application.

In case buyer – or customer supplied by buyer – considers using OSRAM OS components in product safety devices/applications or medical devices/applications, buyer and/or customer has to inform the local sales partner of OSRAM OS immediately and OSRAM OS and buyer and /or customer will analyze and coordinate the customer-specific request between OSRAM OS and buyer and/or customer.

13 Version 1.3 | 2021-07-09

OSRAM
Opto Semiconductors

PLT5 520B

Glossary

- 1) **Operating/Forward current:** IF is measured with an internal reproducibility of $\pm 7\%$ (acc. to GUM with a coverage factor of $k = 3$).
- 2) **Reverse Operation:** This product is intended to be operated applying a forward current within the specified range. Applying any continuous reverse bias or forward bias below the voltage range of light emission shall be avoided because it may cause migration which can change the electro-optical characteristics or damage the LED.
- 3) **Wavelength:** λ_{peak} is measured with an internal reproducibility of $\pm 0.3\text{ nm}$ (acc. to GUM with a coverage factor of $k = 3$).
- 4) **Operating/Forward voltage:** VF is measured with an internal reproducibility of $\pm 0.05\text{ V}$ (acc. to GUM with a coverage factor of $k = 3$).
- 5) **Forward Voltage:** The forward voltages are measured with a tolerance of $\pm 0.1\text{ V}$.
- 6) **Monitor current:** Monitor current refers to a reverse voltage of $V_{\text{RPD}} = 5\text{ V}$. Monitor current is for short time power reference purpose only. Not guaranteed for accuracy.
- 7) **Monitor current:** For reference only.
- 8) **Wavelength:** The wavelengths are measured with a tolerance of $\pm 1\text{ nm}$.
- 9) **Typical Values:** Due to the special conditions of the manufacturing processes of semiconductor devices, the typical data or calculated correlations of technical parameters can only reflect statistical figures. These do not necessarily correspond to the actual parameters of each single product, which could differ from the typical data and calculated correlations or the typical characteristic line. If requested, e.g. because of technical improvements, these typ. data will be changed without any further notice.
- 10) **Tolerance of Measure:** Unless otherwise noted in drawing, tolerances are specified with ± 0.1 and dimensions are specified in mm.

14 Version 1.3 | 2021-07-09

OSRAM
Opto Semiconductors

PLT5 520B

Revision History

Version	Date	Change
1.1	2019-03-28	Characteristics Electro - Optical Characteristics (Diagrams)
1.2	2020-07-08	Operating Conditions Electro - Optical Characteristics (Diagrams)
1.3	2021-07-09	Maximum Ratings Tray Dimensions of Transportation Box

15 Version 1.3 | 2021-07-09

OSRAM
Opto Semiconductors

PLT5 520B

Published by OSRAM Opto Semiconductors GmbH EU RoHS and China RoHS compliant product
Leibnizstraße 4, D-93055 Regensburg
www.osram-os.com © All Rights Reserved.



此产品符合欧盟 RoHS 指令的要求；
按照中国的相关法规和标准，不含有毒有害物质或元素。

16 Version 1.3 | 2021-07-09

OSRAM
Opto Semiconductors