

# WDM

## L Band Red/Blue Pass FWM

### ➔ Specifications

Parameter	Specification	
Operating Wavelength Range (Pass Band)	1570-1584 nm or 1589-1620 nm	
Operating Wavelength Range (Reflect Band)	1589-1620 nm or 1570-1584 nm	
Insertion Loss (Pass Band)	≤ 1.0 dB	
Insertion Loss (Reflect Band)	≤ 0.5 dB	
Isolation (Pass Band)	≥ 25 dB	
Isolation (Reflect Band)	≥ 12 dB	
Pass Band Ripple	≤ 0.3 dB	
Return Loss	≥ 50 dB	
Directivity	≥ 55 dB	
PDL	≤ 0.1 dB	
PMD	≤ 0.1 ps	
Maximum Power Handling	300 mW	
Operating Temperature	0° C ~ + 65° C	
Storage Temperature	- 40° C ~ + 85° C	
Package Dimensions	Bare Fiber ( B )	5.5 mm (Φ) x 35 mm (L)
	900 μm Loose Tube ( L )	5.5 mm (Φ) x 40 mm (L)





Note1: All values specified are without connectors.

Note2: Higher performance specifications available upon request.

Note3: Fiber Type – Corning SMF-28e.

Note4: Over operating temperature, all SOP.

### ➔ Ordering Information

<b>W</b>	<b>D</b>	<b>L</b>	-		-		-		-	
				<b>Reflect Band</b>		<b>Fiber Length</b>		<b>Pigtail Style</b>		<b>Connector</b>
				R: red band reflect B: blue band reflect		A: 1 meter B: 1.5 meter S: Special		(=Package style) B: bare fiber L: 900 μm loose tube		0: None 1: FC/PC 2: FC/APC 3: SC/PC 4: SC/APC 5: FC/SPC 6: SC/SPC 7: LC/UPC 8: LC/SPC 9: Special A: FC/UPC B: SC/UPC C: ST