

# NanoSpeed™ High Power 1x2 Solid-State Fiberoptic PM Switch

(Protected by U.S. patent 7,403,677B1 and pending patents)

## Product Description

The NS High Power Series 1x2 solid-state fiber optic PM switch connects optical channels by redirecting an incoming optical signal into a selected output optical fiber. This is achieved using patented non-mechanical configurations with solid-state all-crystal designs, which eliminates the need for mechanical movement and organic materials. The NS high power fiberoptic PM switch is designed to meet the most demanding switching requirements of ultra-high reliability, fast response time, and continuous switching operation.

The device can be driven by a cost effective circuit with 12 V input voltage and a 0-5 V control signal.



## Performance Specifications

NH Series 1x2 PM Switch	Min	Typical	Max	Unit
Operation Wavelength	400		1800	nm
Insertion Loss	0.4	0.6	1.0	dB
IL Temperature Dependency		0.25	0.5	dB
Cross Talk	20	25	35	dB
Extinction ratio	18	25	30	dB
Return Loss	45	50	60	dB
Response Time (Rise, Fall)			300	ns
Repetition Rate	DC	5	300**	KHz
Operating Temperature	-5		70	°C
Optical Power Handling			5***	W
Storage Temperature	-40		85	°C
Fiber Type	Panda PM fiber			
Package Dimension	65.5x23.4x6.5			mm

\* Driver kit is recommended

\*\* Special circuit

\*\*\* Continuous operation, for pulse operation call

## Features

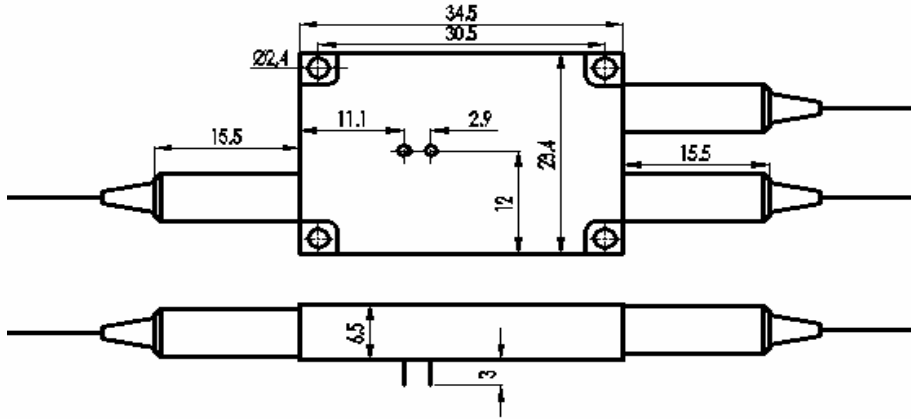
- Solid-State high speed
- Ultra-high reliability
- Low insertion loss
- Compact size
- Low cost
- Simple driver
- Low power consumption

## Applications

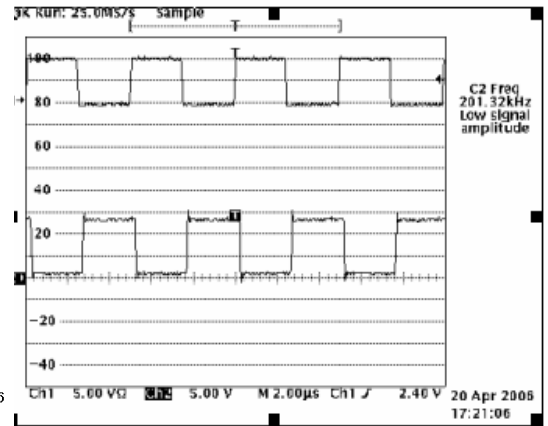
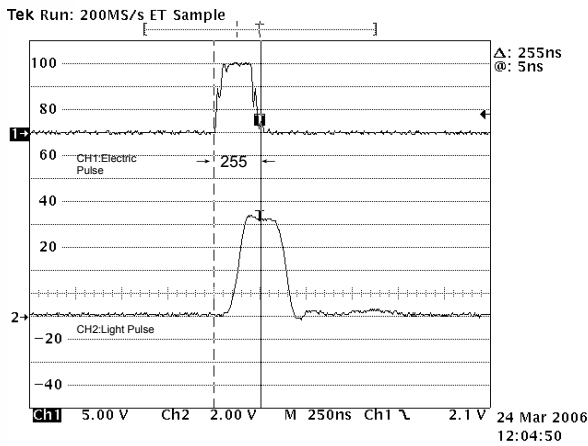
- Optical blocking
- Light path redirecting
- Instrumentation

# NanoSpeed™ High Power 1x2 Solid-State Fiberoptic PM Switch

## Mechanical Dimensions (mm)

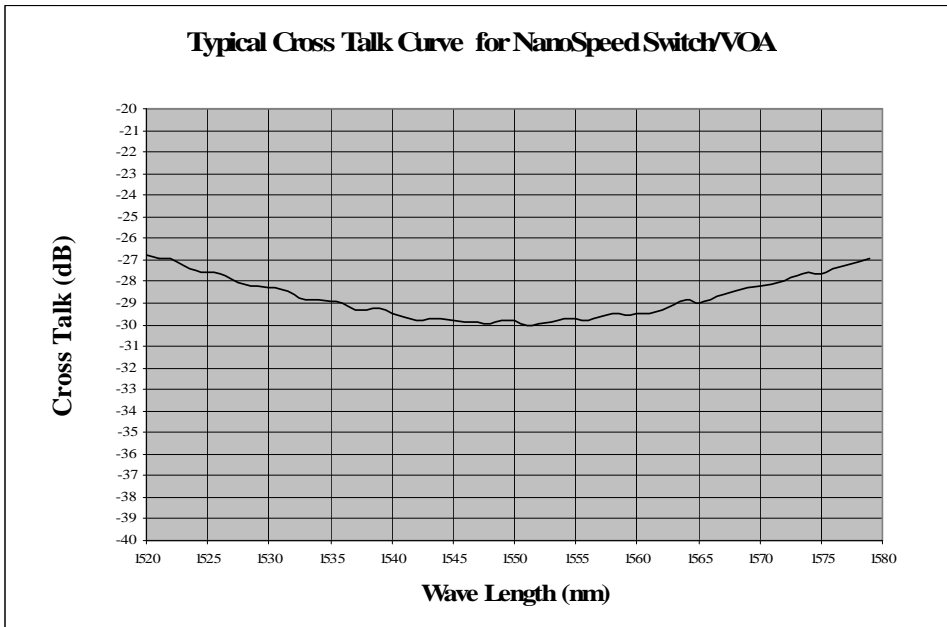


## Speed and Repetition Measurement



# NanoSpeed™ High Power 1x2 Solid-State Fiberoptic PM Switch

## Bandwidth Measurement



## Ordering Information

NHSW-	<input type="checkbox"/>	<input type="checkbox"/>	<input type="checkbox"/>	1	1	<input type="checkbox"/>	<input type="checkbox"/>	<input type="checkbox"/>	<input type="checkbox"/>
	Type	Wavelength	Configuration	Package	Fiber Type		Fiber Length	Connector	
	1X2=12	1550=5 1310=3 Special=0			Panda PM fiber 400=4 Panda PM fiber 250=5 Special=0	Bare fiber =1 900um loose tube=3 Special=0	0.25m=1 0.5m=2 1.0 m=3 Special=0	None=1 FC/PC=2 FC/APC=3 SC/PC=4 SC/APC=5 ST/PC=6 LC=7 Duplex LC=8 Special=0	