

OSRAM PLT5 520B

Datasheet

Published by **ams-OSRAM AG**
Tobelbader Strasse 30, 8141 Premstaetten, Austria
Phone +43 3136 500-0
ams-osram.com
© All rights reserved

am  **OSRAM**

**PLT5 520B
DATASHEET**

OSRAM

Metal Can TO56

PLT5 520B

Green Laser Diode in TO56 Package

Optical output power (continuous wave): 110 mW (Tcase=25°C)



Applications

- Appliances & Tools
- Entertainment
- Functional Illumination
- Outdoor & Industrial Lighting
- Projection

Features

- Typical emission wavelength: 520 nm
- Efficient radiation source for cw and pulsed operation
- Single mode semiconductor laser
- High modulation bandwidth
- TO56 package with photo diode

2 | Version 1.4 | 2024-10-07

**PLT5 520B
DATASHEET****OSRAM****Ordering Information**

Type	Peak output power typ. P_{opt}	Ordering Code
PLT5 520B	110 mW	Q65112A0737

3 | Version 1.4 | 2024-10-07

**PLT5 520B
DATASHEET**
OSRAM
Maximum Ratings
 $T_{\text{case}} = 25\text{ °C}$

Parameter	Symbol	Values
Operating temperature	T_{op}	min. -10 °C
		max. 85 °C
Storage temperature	T_{stg}	min. -40 °C
		max. 85 °C
Peak output power	P_{opt}	max. 120 mW
Reverse voltage ¹⁾	V_{R}	max. 2 V
Soldering temperature $t_{\text{max}} = 10\text{ s}$	T_{s}	max. 260 °C

Operation outside these conditions may damage the device. Operation at maximum ratings may influence lifetime.

**PLT5 520B
DATASHEET**
OSRAM
Characteristics
 $P_{opt} = 110 \text{ mW}; T_{case} = 25 \text{ °C}$

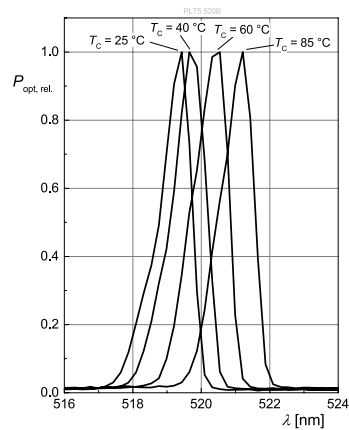
Parameter	Symbol		Values
Operating current ²⁾	I_{op}	typ.	225 mA
		max.	260 mA
Operating voltage ³⁾	V_{op}	typ.	6.1 V
		max.	7.0 V
Peak wavelength ⁴⁾⁵⁾	λ_{peak}	min.	510 nm
		typ.	520 nm
		max.	530 nm
Spectral bandwidth (FWHM)	$\Delta\lambda$	typ.	1 nm
Beam divergence (FWHM) parallel to pn-junction	$\Theta_{ }$	min.	6.0 °
		typ.	7.5 °
		max.	9.0 °
Beam divergence (FWHM) perpendicular to pn-junction	Θ_{\perp}	min.	18.0 °
		typ.	22.5 °
		max.	25.0 °
Threshold current	I_{th}	typ.	55 mA
		max.	80 mA
TE polarization	P_{TE}	typ.	100:1
Modulation frequency	f	min.	100 MHz
Monitor current ⁶⁾⁷⁾	I_m	typ.	150 μ A

**PLT5 520B
DATASHEET****OSRAM****Wavelength Groups**

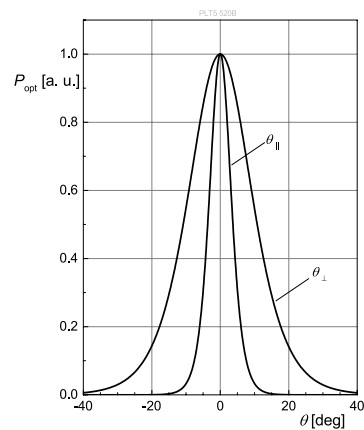
Group	Peak wavelength ⁵⁾	Peak wavelength ⁵⁾
	min. λ_{peak}	max. λ_{peak}
B1	510 nm	515 nm
B2	515 nm	520 nm
B3	520 nm	530 nm

**PLT5 520B
DATASHEET**
OSRAM
Relative Spectral Emission 8), 9)

$$P_{\text{opt}} = f(\lambda)$$


Beam Divergence 8), 9)

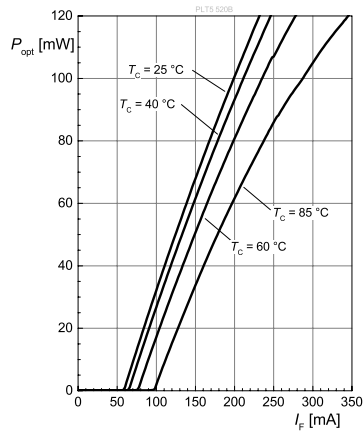
$$P_{\text{opt}} = f(\theta)$$



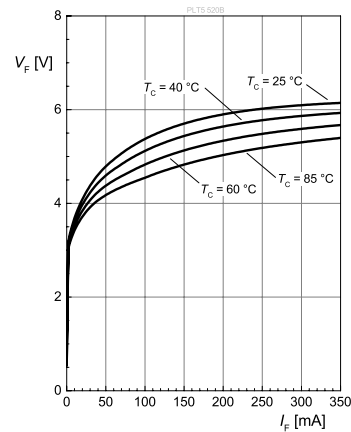
7 | Version 1.4 | 2024-10-07

**PLT5 520B
DATASHEET**
OSRAM
Optical Output Power 8), 9)

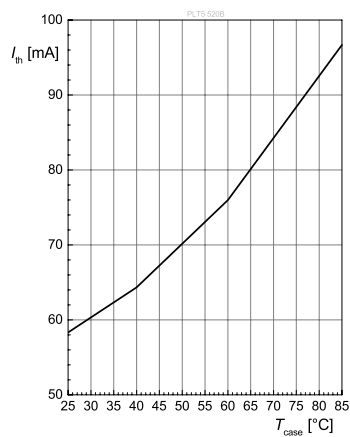
$$P_{\text{opt}} = f(I_F)$$


Forward Voltage 8), 9)

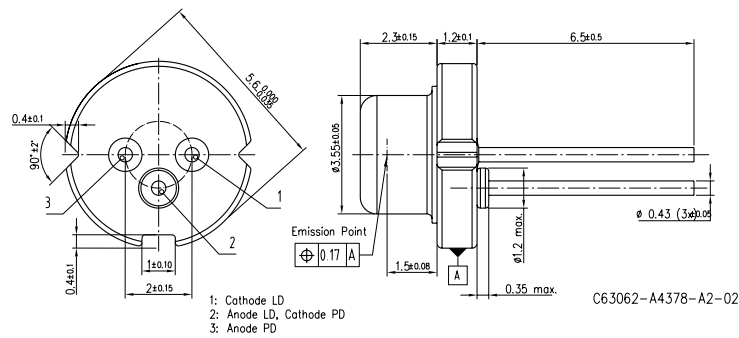
$$V_F = f(I_F)$$


Threshold Current 8)

$$I_{\text{th}} = f(T_C)$$



8 | Version 1.4 | 2024-10-07

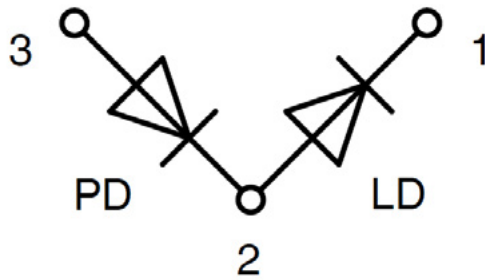
**PLT5 520B
DATASHEET**
OSRAM
Dimensional Drawing ¹⁰⁾

Further Information:
Approximate Weight: 200.0 mg

ESD advice: ATTENTION – Observe Precautions For Handling – Electrostatic Sensitive Device

PLT5 520B
DATASHEET

OSRAM

Electrical Internal Circuit

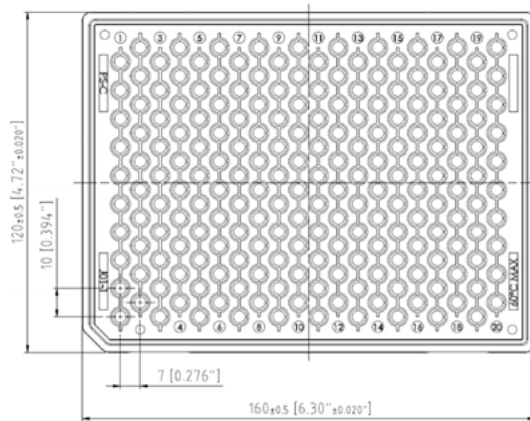


Pin	Description
PIN 1	LD Cathode
PIN 2	LD Anode, PD Cathode (case)
PIN 3	PD Anode

10 | Version 1.4 | 2024-10-07

**PLT5 520B
DATASHEET**
OSRAM
Tray ¹¹⁾

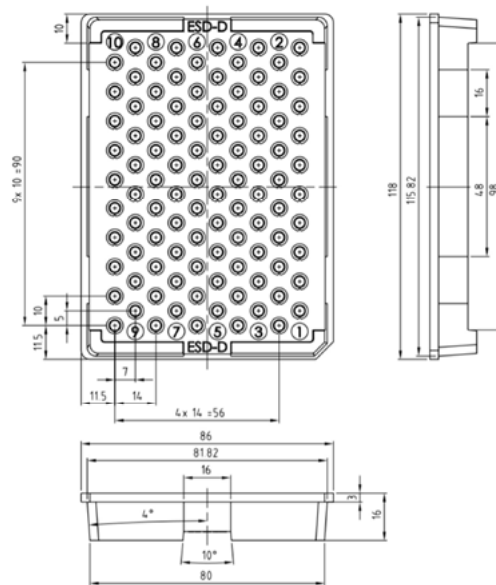
200 pieces per Tray



C63062-A4337-B1

Tray ¹¹⁾

100 pieces per Tray



C63062-A4404-X1-01

11 | Version 1.4 | 2024-10-07

PLT5 520B
DATASHEET

OSRAM

Barcode-Product-Label (BPL)

OSRAM LX XXXX BIN1: XX-XX-X-XXX-X






RoHS Compliant

(6P) BATCH NO: 1234567890 ML Temp ST
X XXX °C X

(1T) LOT NO: 1234567890 (9D) D/C: 1234

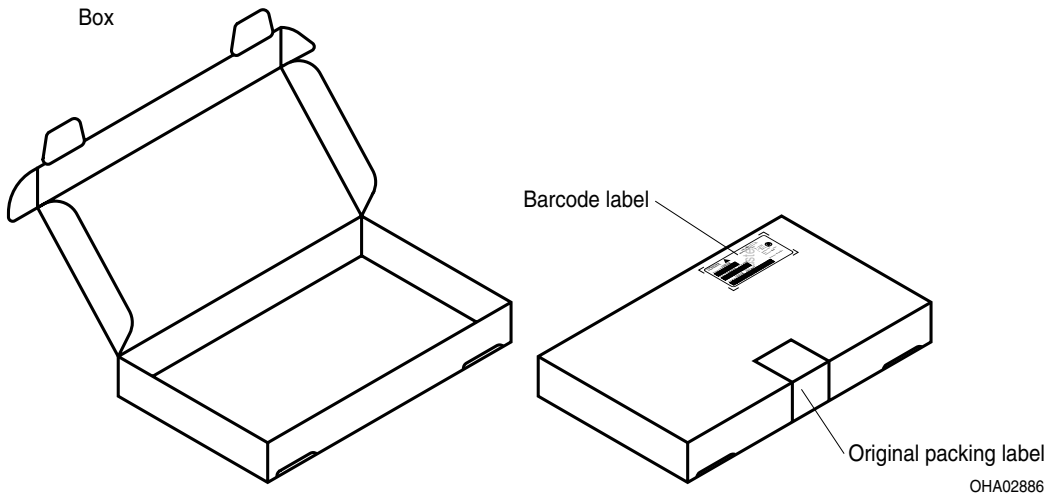
Pack: RXX
DEMY XXX
X_X123_1234.1234 X

(X) PROD NO: 123456789(Q)QTY: 9999 (G) GROUP: XX-XX-X-X

OHA04563

Schematic Transportation Box ¹⁰⁾



OHA02886

12 | Version 1.4 | 2024-10-07

**PLT5 520B
DATASHEET****OSRAM****Dimensions of Transportation Box**

At pieces per Tray	Width	Length	Height
200	170 ± 5 mm	270 ± 5 mm	45 ± 5 mm
100	103 ± 5 mm	128 ± 5 mm	25 ± 5 mm

Notes

Depending on the mode of operation, these devices emit highly concentrated visible and non visible light which can be hazardous to the human eye. Products which incorporate these devices have to follow the safety precautions given in IEC 60825-1.

Subcomponents of this device contain, in addition to other substances, metal filled materials including silver. Metal filled materials can be affected by environments that contain traces of aggressive substances. Therefore, we recommend that customers minimize device exposure to aggressive substances during storage, production, and use. Devices that showed visible discoloration when tested using the described tests above did show no performance deviations within failure limits during the stated test duration. Respective failure limits are described in the IEC60810.

Important notes of operation for laser diode**a) Electrical operation**

OSRAMs laser diodes are designed for maximum performance and reliability. Operating the laser diode above the maximum rating even for very short periods of time can damage the laser diode or reduce its lifetime. The laser diode must be operated with a suitable power supply with minimized electrical noise. The laser diode is very sensitive to electrostatic discharge (ESD). Proper precautions must be taken.

b) Mounting instructions

In order to maintain the lifetime of the laser diode proper heat management is essential. Due to the design of the laser diode heat is dissipated only through the base plate of the diode's body. A proper heat conducting interconnection between the diodes base plate and the heat sink must be maintained.

For further application related information please visit <https://ams-osram.com/support/application-notes>

**PLT5 520B
DATASHEET****OSRAM****Disclaimer****Attention please!**

The information describes the type of component and shall not be considered as assured characteristics. Terms of delivery and rights to change design reserved. Due to technical requirements components may contain dangerous substances.

For information on the types in question please contact our Sales Organization.

If printed or downloaded, please find the latest version on our website.

Packing

Please use the recycling operators known to you. We can also help you – get in touch with your nearest sales office. By agreement we will take packing material back, if it is sorted. You must bear the costs of transport. For packing material that is returned to us unsorted or which we are not obliged to accept, we shall have to invoice you for any costs incurred.

Product and functional safety devices/applications or medical devices/applications

Our components are not developed, constructed or tested for the application as safety relevant component or for the application in medical devices.

Our products are not qualified at module and system level for such application.

In case buyer – or customer supplied by buyer – considers using our components in product safety devices/ applications or medical devices/applications, buyer and/or customer has to inform our local sales partner immediately and we and buyer and /or customer will analyze and coordinate the customer-specific request between us and buyer and/or customer.

Glossary

- 1) **Reverse Operation:** This product is intended to be operated applying a forward current within the specified range. Applying any reverse bias shall be avoided.
- 2) **Operating/Forward current:** IF is measured with an internal reproducibility of ± 0.5 mA (acc. to GUM with a coverage factor of $k = 3$).
- 3) **Operating/Forward voltage:** VF is measured with an internal reproducibility of ± 0.05 V (acc. to GUM with a coverage factor of $k = 3$).
- 4) **Wavelength:** The wavelengths are measured with a tolerance of ± 0.5 nm.
- 5) **Wavelength:** λ_{peak} is measured with an internal reproducibility of ± 0.3 nm (acc. to GUM with a coverage factor of $k = 3$).
- 6) **Monitor current:** Monitor current refers to a reverse voltage of VRPD = 5 V. Monitor current is for short time power reference purpose only. Not guaranteed for accuracy.
- 7) **Monitor current:** For reference only.
- 8) **Typical Values:** Due to the special conditions of the manufacturing processes of semiconductor devices, the typical data or calculated correlations of technical parameters can only reflect statistical figures. These do not necessarily correspond to the actual parameters of each single product, which could differ from the typical data and calculated correlations or the typical characteristic line. If requested, e.g. because of technical improvements, these typ. data will be changed without any further notice.
- 9) **Testing temperature:** TA = 25°C (unless otherwise specified)
- 10) **Tolerance of Measure:** Unless otherwise noted in drawing, tolerances are specified with ± 0.1 and dimensions are specified in mm.

**PLT5 520B
DATASHEET****OSRAM****Revision History**

Version	Date	Change
1.1	2019-03-28	Characteristics Electro - Optical Characteristics (Diagrams)
1.2	2020-07-08	Operating Conditions Electro - Optical Characteristics (Diagrams)
1.3	2021-07-09	Maximum Ratings Tray Dimensions of Transportation Box
1.4	2024-10-07	New Layout Applications Maximum Ratings Characteristics

16 | Version 1.4 | 2024-10-07



EU RoHS and China RoHS compliant product
此产品符合欧盟 RoHS 指令的要求；
按照中国的相关法规和标准，
不含有毒有害物质或元素。

Published by ams-OSRAM AG
Tobelbader Strasse 30, 8141 Premstaetten, Austria
Phone +43 3136 500-0
ams-osram.com
© All rights reserved

