

OSRAM PLT5 522FA_P

Datasheet

Published by **ams-OSRAM AG**
Tobelbader Strasse 30, 8141 Premstaetten, Austria
Phone +43 3136 500-0
ams-osram.com
© All rights reserved



ams OSRAM

PLT5 522FA_P
DATASHEET

OSRAM

Metal Can® TO56

PLT5 522FA_P

Green Laser Diode in TO56 Package

- Typical emission wavelength: 514 nm with narrow tolerance of ± 1 nm
- Excellent beam pointing accuracy



Applications

- Digital Diagnostic Devices

Features

- Optical output power (continuous wave): 50 mW ($T_c = 25^\circ\text{C}$)
- Single mode semiconductor laser
- High modulation bandwidth
- Efficient radiation source for cw and pulsed operation
- TO56 package

2 | Version 1.0 | 2022-12-09

PLT5 522FA_P
DATASHEET

OSRAM

Ordering Information

| Type | Peak output power typ. P_{opt} | Ordering Code |
|------------------|--|---------------|
| PLT5 522FA_P-M12 | 50 mW | Q65113A5300 |

3 | Version 1.0 | 2022-12-09

PLT5 522FA_P
DATASHEET

OSRAM

Maximum Ratings

$T_c = 25\text{ °C}$

| Parameter | Symbol | | Values |
|-------------------------------|-----------|------|--------|
| Operating temperature | T_{op} | min. | -20 °C |
| | | max. | 60 °C |
| Storage temperature | T_{stg} | min. | -40 °C |
| | | max. | 85 °C |
| Junction temperature | T_j | max. | 150 °C |
| Forward current ¹⁾ | I_F | max. | 200 mA |
| Reverse voltage ²⁾ | V_R | max. | 2 V |
| Soldering temperature | T_s | max. | 260 °C |

$t_{max} = 10\text{ s}$

Operation outside these conditions may damage the device. Operation at maximum ratings may influence lifetime.

**PLT5 522FA_P
DATASHEET**
OSRAM
Characteristics
 $P_{opt} = 50 \text{ mW (M12); } T_{case} = 25^\circ\text{C}$

| Parameter | Symbol | | Values |
|---|-----------------------|----------------------|----------------------------|
| Operating current ¹⁾ | I_{op} | typ. max. | 115 mA 140 mA |
| Operating voltage ³⁾ | V_{op} | typ. max. | 6.0 V 6.9 V |
| Peak wavelength ⁴⁾⁵⁾ | λ_{peak} | min. typ. max. | 513 nm 514 nm 515 nm |
| Spectral bandwidth (FWHM) | $\Delta\lambda$ | typ. | 1 nm |
| Beam divergence (FWHM) parallel to pn-junction | $\Theta_{ }$ | min. typ. max. | 6 ° 8 ° 10 ° |
| Beam divergence (FWHM) perpendicular to pn-junction | Θ_{\perp} | min. typ. max. | 19 ° 22 ° 25 ° |
| Beam pointing accuracy ⁶⁾ | $ \Delta\theta_{ } $ | min. max. | 0 ° 1.5 ° |
| Threshold current | I_{th} | typ. max. | 30 mA 65 mA |
| TE polarization | P_{TE} | typ. | 100:1 |
| Modulation frequency | f | min. | 100 MHz |
| Monitor current $V_R = 5 \text{ V}$ | I_m | typ. | 90 μA |
| Thermal resistance junction case real | R_{thJC} | typ. | 34 K / W |

5 | Version 1.0 | 2022-12-09

PLT5 522FA_P
DATASHEET

OSRAM

Wavelength Groups

| Group | Peak wavelength ⁴⁾ min. λ_{peak} | Peak wavelength ⁴⁾ max. λ_{peak} |
|-------|--|--|
| M12 | 513 nm | 515 nm |

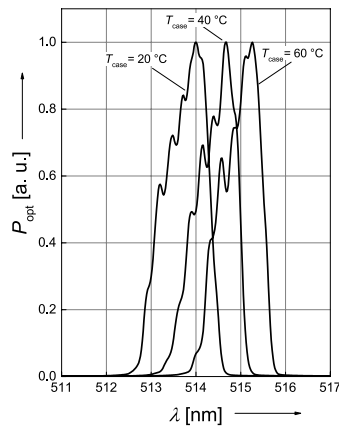
6 | Version 1.0 | 2022-12-09

PLT5 522FA_P
DATASHEET

OSRAM

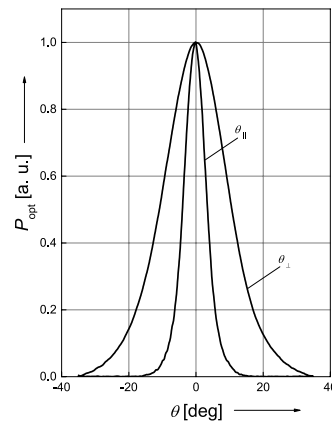
Relative Spectral Emission 7), 8)

M12: $I_{e,rel} = f(\lambda)$; $P_{opt} = 50 \text{ mW}$



Beam Divergence 7), 8)

$P_{opt} = f(\Theta)$



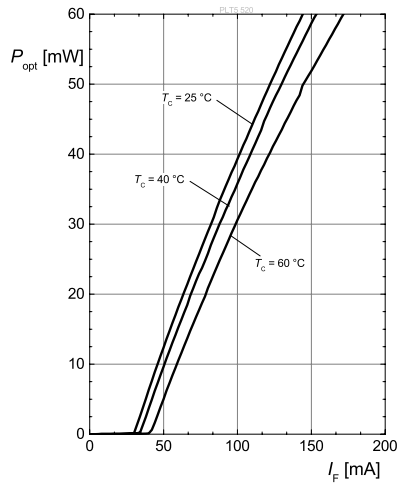
7 | Version 1.0 | 2022-12-09

**PLT5 522FA_P
DATASHEET**

OSRAM

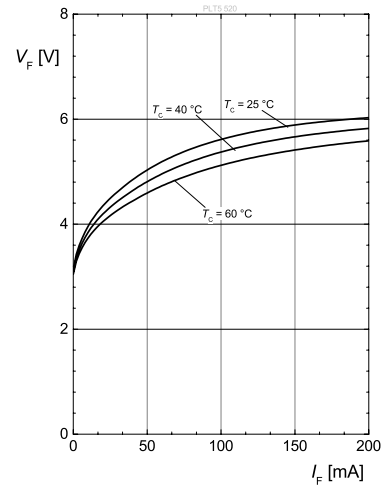
Optical Output Power 7), 8)

M12: $P_{opt} = f(I_F)$



Operating Voltage 7), 8)

M12: $V_F = f(I_F)$



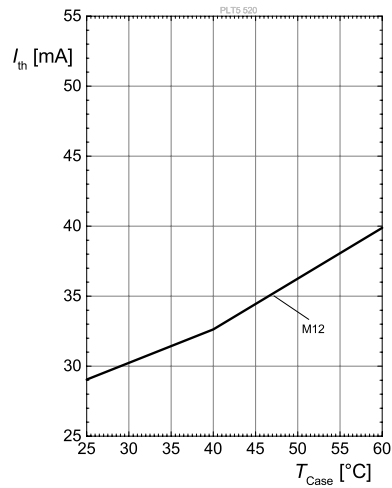
8 | Version 1.0 | 2022-12-09

PLT5 522FA_P
DATASHEET

OSRAM

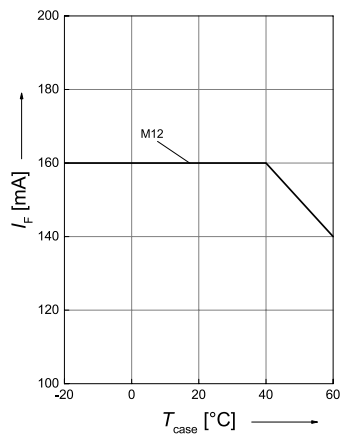
Threshold Current

$$I_{th} = f(T_c)$$



Max. Permissible Opt. Output Power

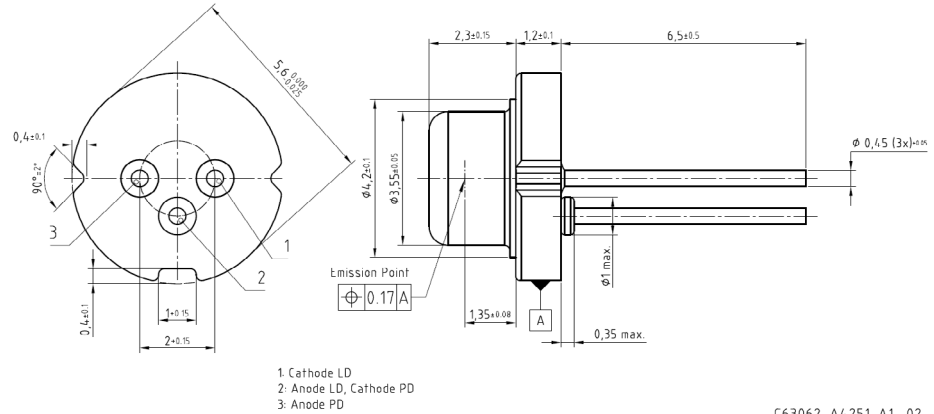
$$I_F = f(T_c)$$



**PLT5 522FA_P
DATASHEET**

OSRAM

Dimensional Drawing ⁹⁾



C63062-A4251-A1 -02

Further Information:

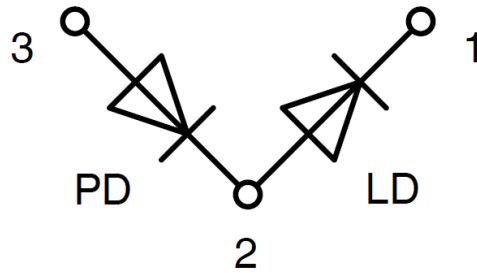
Approximate Weight: 313.0 mg

ESD advice: ATTENTION – Observe Precautions For Handling – Electrostatic Sensitive Device

PLT5 522FA_P
DATASHEET

OSRAM

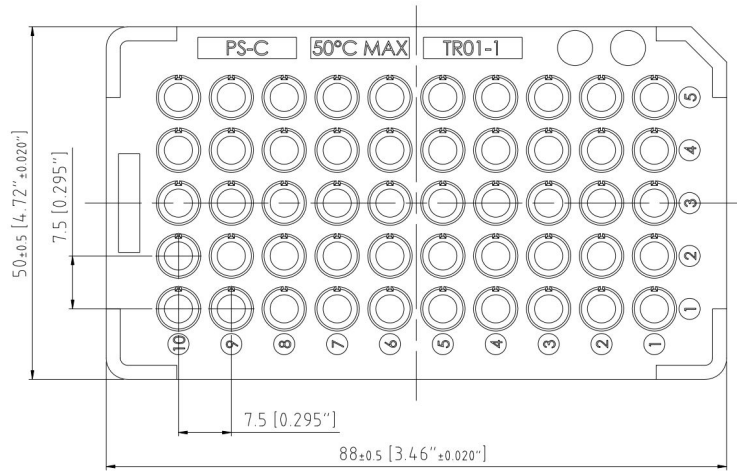
Electrical Internal Circuit



| Pin | Description |
|-------|-----------------------------|
| PIN 1 | LD Cathode |
| PIN 2 | LD Anode, PD Cathode (case) |
| PIN 3 | PD Anode |

Tray ⁹⁾

50 pieces per tray



C63062-A4338-B1

11 | Version 1.0 | 2022-12-09

PLT5 522FA_P
DATASHEET


OSRAM

Barcode-Product-Label (BPL)





OSRAM LX XXXX BIN1: XX-XX-X-XXX-X

RoHS Compliant

(6P) BATCH NO: 1234567890 ML Temp ST
X XXX °C X

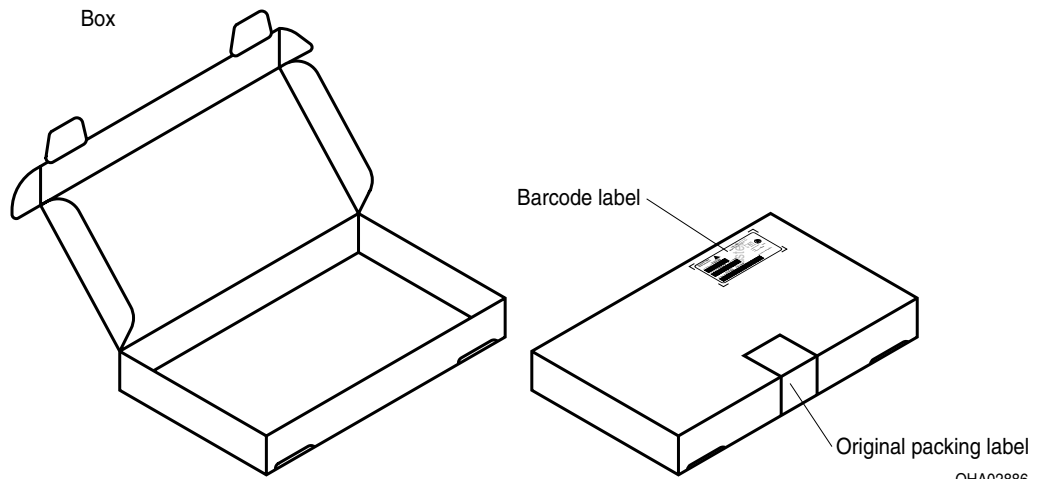
(1T) LOT NO: 1234567890 (9D) D/C: 1234  Pack: RXX
DEMY XXX
X_X123_1234.1234 X

(X) PROD NO: 123456789(Q)QTY: 9999 (G) GROUP: XX-XX-X-X

OHA04563

Schematic Transportation Box ⁹⁾



OHA02886

12 | Version 1.0 | 2022-12-09

PLT5 522FA_P
DATASHEET

OSRAM

Notes

Depending on the mode of operation, these devices emit highly concentrated visible and non visible light which can be hazardous to the human eye. Products which incorporate these devices have to follow the safety precautions given in IEC 60825-1.

Subcomponents of this device contain, in addition to other substances, metal filled materials including silver. Metal filled materials can be affected by environments that contain traces of aggressive substances. Therefore, we recommend that customers minimize device exposure to aggressive substances during storage, production, and use. Devices that showed visible discoloration when tested using the described tests above did show no performance deviations within failure limits during the stated test duration. Respective failure limits are described in the IEC60810.

Important notes of operation for laser diode**a) Electrical operation**

OSRAMs laser diodes are designed for maximum performance and reliability. Operating the laser diode above the maximum rating even for very short periods of time can damage the laser diode or reduce its lifetime. The laser diode must be operated with a suitable power supply with minimized electrical noise. The laser diode is very sensitive to electrostatic discharge (ESD). Proper precautions must be taken.

b) Mounting instructions

In order to maintain the lifetime of the laser diode proper heat management is essential. Due to the design of the laser diode heat is dissipated only through the base plate of the diode's body. A proper heat conducting interconnection between the diodes base plate and the heat sink must be maintained.

For further application related information please visit www.osram-os.com/appnotes

PLT5 522FA_P
DATASHEET

OSRAM

Disclaimer**Attention please!**

The information describes the type of component and shall not be considered as assured characteristics. Terms of delivery and rights to change design reserved. Due to technical requirements components may contain dangerous substances.

For information on the types in question please contact our Sales Organization.

If printed or downloaded, please find the latest version on our website.

Packing

Please use the recycling operators known to you. We can also help you – get in touch with your nearest sales office. By agreement we will take packing material back, if it is sorted. You must bear the costs of transport. For packing material that is returned to us unsorted or which we are not obliged to accept, we shall have to invoice you for any costs incurred.

Product and functional safety devices/applications or medical devices/applications

Our components are not developed, constructed or tested for the application as safety relevant component or for the application in medical devices.

Our products are not qualified at module and system level for such application.

In case buyer – or customer supplied by buyer – considers using our components in product safety devices/ applications or medical devices/applications, buyer and/or customer has to inform our local sales partner immediately and we and buyer and /or customer will analyze and coordinate the customer-specific request between us and buyer and/or customer.

**PLT5 522FA_P
DATASHEET****OSRAM****Glossary**

- 1) **Operating/Forward current:** IF is measured with an internal reproducibility of $\pm 7\%$ (acc. to GUM with a coverage factor of $k = 3$).
- 2) **Reverse Operation:** This product is intended to be operated applying a forward current within the specified range. Applying any reverse bias shall be avoided.
- 3) **Operating/Forward voltage:** VF is measured with an internal reproducibility of $\pm 0.05\text{ V}$ (acc. to GUM with a coverage factor of $k = 3$).
- 4) **Wavelength:** The wavelengths are measured with a tolerance of $\pm 1\text{ nm}$.
- 5) **Wavelength:** λ_{peak} is measured with an internal reproducibility of $\pm 0.3\text{ nm}$ (acc. to GUM with a coverage factor of $k = 3$).
- 6) **Beam pointing accuracy:** The values may contain measurement deviations.
- 7) **Typical Values:** Due to the special conditions of the manufacturing processes of semiconductor devices, the typical data or calculated correlations of technical parameters can only reflect statistical figures. These do not necessarily correspond to the actual parameters of each single product, which could differ from the typical data and calculated correlations or the typical characteristic line. If requested, e.g. because of technical improvements, these typ. data will be changed without any further notice.
- 8) **Testing temperature:** TA = 25°C (unless otherwise specified)
- 9) **Tolerance of Measure:** Unless otherwise noted in drawing, tolerances are specified with ± 0.1 and dimensions are specified in mm.

PLT5 522FA_P
DATASHEET

OSRAM

Revision History

| Version | Date | Change |
|---------|------------|-----------------|
| 1.0 | 2022-12-09 | Initial Version |

16 | Version 1.0 | 2022-12-09



EU RoHS and China RoHS compliant product
此产品符合欧盟 RoHS 指令的要求；
按照中国的相关法规和标准，
不含有毒有害物质或元素。

Published by ams-OSRAM AG

Tobelbader Strasse 30, 8141 Premstaetten, Austria
Phone +43 3136 500-0
ams-osram.com
© All rights reserved



Germany and Other Countries

Laser Components Germany GmbH
Tel: +49 8142 2864-0
Fax: +49 8142 2864-11
info@lasercomponents.com
www.lasercomponents.com

France

Laser Components S.A.S.
Tel: +33 1 39 59 52 25
Fax: +33 1 39 59 53 50
info@lasercomponents.fr
www.lasercomponents.fr

United Kingdom

Laser Components (UK) Ltd.
Tel: +44 1245 491 499
Fax: +44 1245 491 801
info@lasercomponents.co.uk
www.lasercomponents.co.uk

Nordic Countries

Laser Components Nordic AB
Tel: +46 31 703 71 73
Fax: +46 31 703 71 01
info@lasercomponents.se
www.lasercomponents.se