

LCU98C041Ap

LCU98xx SERIES LASER DIODE

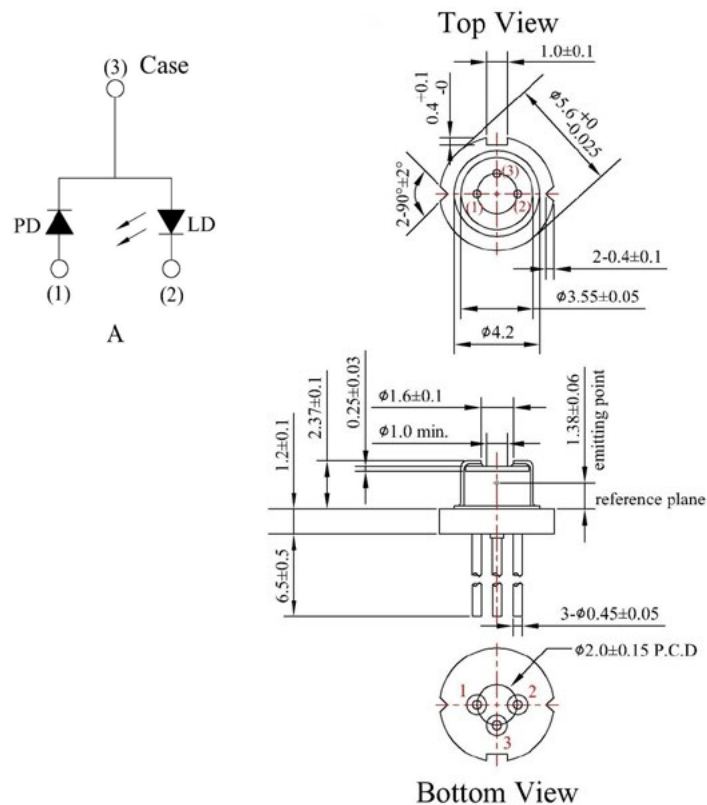
■ Features

1. Peak wavelength at 25°C : 980 nm (typical)
2. Standard light output : 300mW (CW)
3. TO-18 (ϕ 5.6mm) Packaged, cap window with flat Pb-free lens, monitor PD inside.

■ Applications

1. Laser indicator
2. Laser detector
3. Night vision

■ External dimensions(Unit : mm)



Ver.B

LCU98C041Ap

LCU98xx SERIES LASER DIODE

Absolute Maximum Ratings(Tc=25°C)

Parameter	Symbol	Rating	Unit
Optical Output	Po	300	mW
Reverse Voltage	Vr	2	V
Operating Temperature (Case)	Top	-10~+40	°C
Storage Temperature	Tstg	-40~+85	°C

Electrical and Optical Characteristics(Tc=25°C)

Parameter	Symbol	Condition	Min.	Typ.	Max.	Unit
Threshold Current	Ith	Po=300mW	-	105	140	mA
Operating Current	Iop	Po=300mW	-	530	740	mA
Operating Voltage	Vop	Po=300mW	1.2	1.6	2.3	Volts
Slope Efficiency	η	Po=75-225mW	0.5	0.7	-	mW/mA
Monitor current	Im	Po=300mW	0.1	1.5	3.0	mA
Beam Divergence (FWHM)	Parallel	$\theta_{//}$	-	7	-	deg.
	Perpendicular	θ_{\perp}	28	31	42	deg.
Lasing Wavelength	λ	Po=300mW	970	980	990	nm

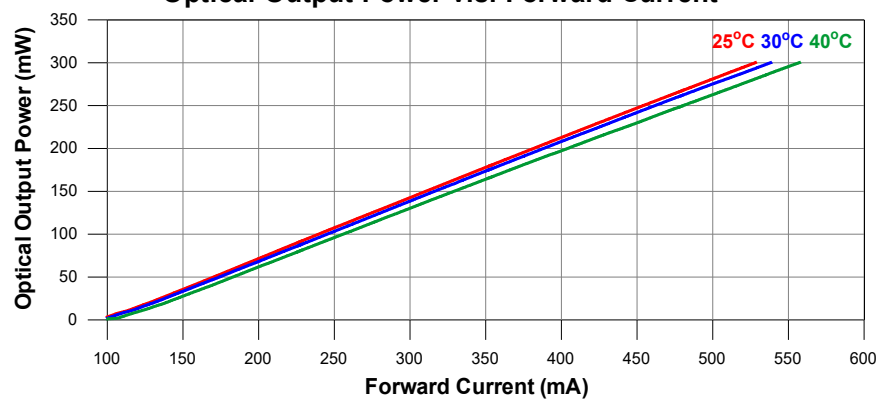
© $\theta_{//}$ and θ_{\perp} are defined as the angle within which the intensity is 50% of the peak value.

Quality Notice

This device is still under product development.

Typical characteristic curves

Optical Output Power v.s. Forward Current

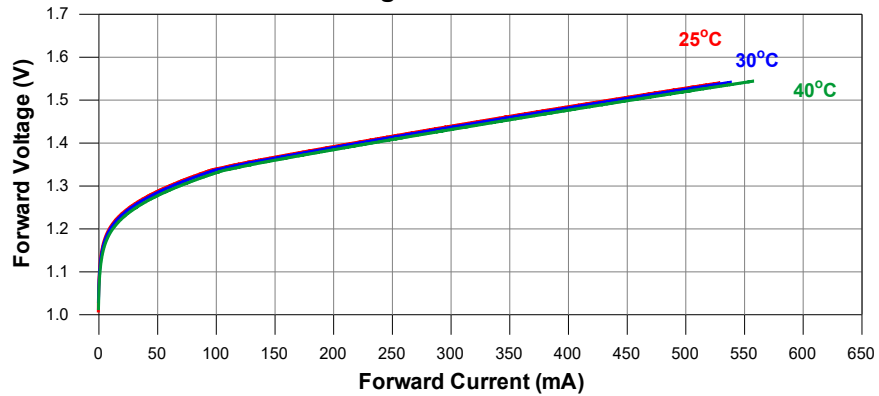


Ver.B

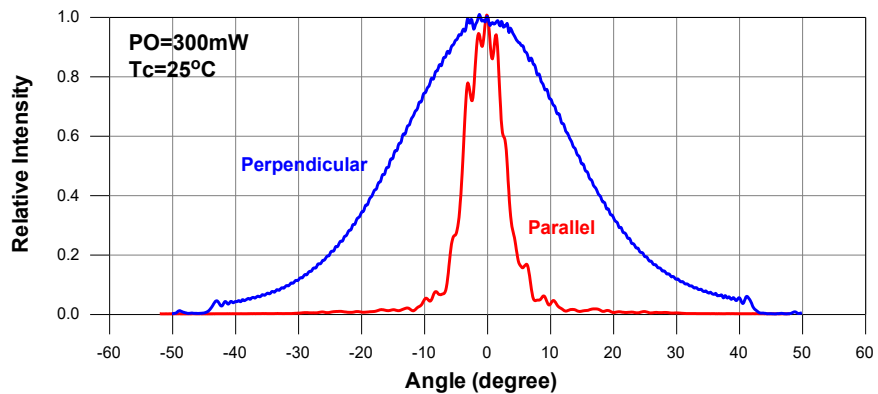
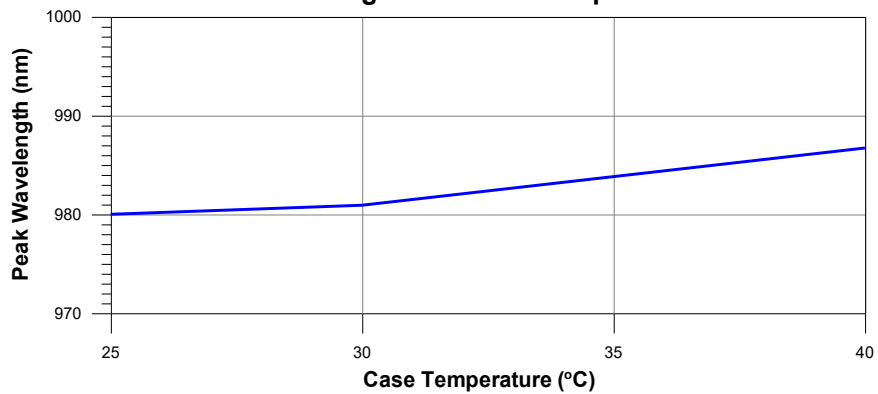
LCU98C041Ap

LCU98xx SERIES LASER DIODE

Forward Voltage v.s. Forward Current



Peak Wavelength v.s. Case Temperature

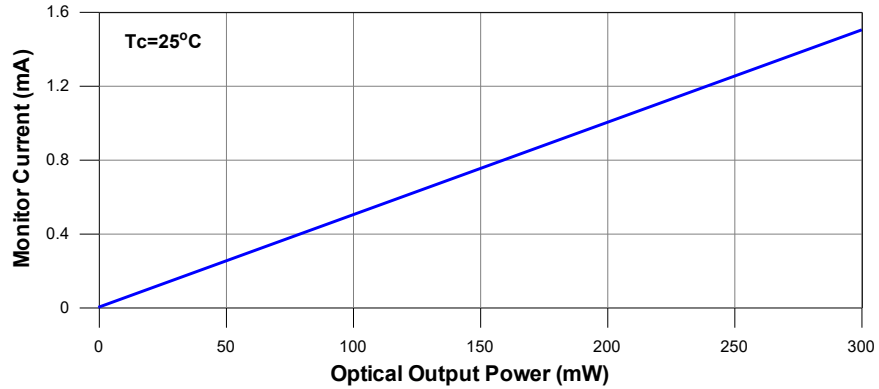


Ver.B

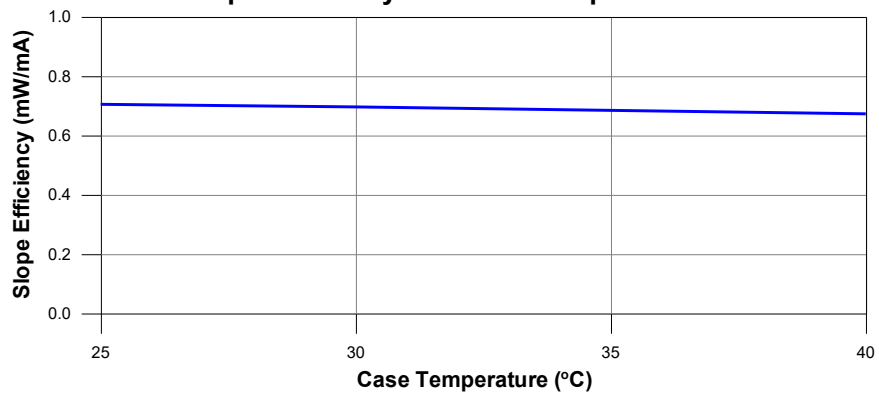
LCU98C041Ap

LCU98xx SERIES LASER DIODE

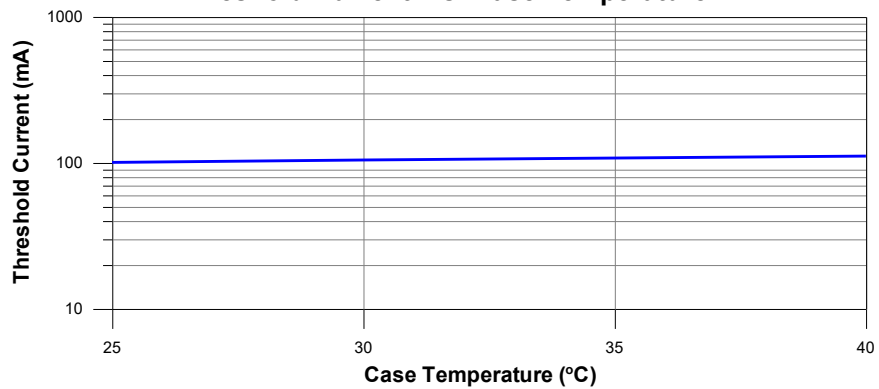
Monitor Current v.s. Optical Output Power



Slope Efficiency v.s. Case Temperature



Threshold Current v.s. Case Temperature



Ver.B