

Infrared Laser Diode

ADL-94Y02IY-F1

940nm 200mW

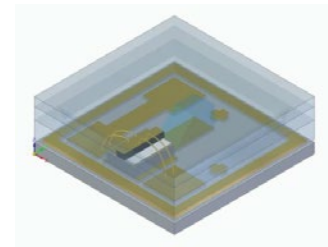
xx-xx-xxxx-xxx Rev.00

Features

High wavelength stability at different temperature
High power conversion efficiency
Glass cap

Applications

Moving sensor/Gesture
Photoelectric sensors
3D sensing
ToF applications



Absolute Maximum Ratings

Parameter	Symbol	Condition	Rating	Unit
Light Output Power	P_O	CW	220	mW
Reverse Voltage(LD)	V_{RL}	-	2	V
Case Temperature	TC	-	-10~60	°C
Storage Temperature	TS	-	-40~85	°C



Electrical and Optical Characteristics(Tc=25°C)

Parameter	Symbol	Min.	Typ.	Max.	Unit	Condition
Peak Wavelength	λ	930	940	950	nm	Po=200mW
Threshold Current	I_{th}		46	65	mA	
Operating Current	I_{op}		275	330	mA	Po=200mW
Operating Voltage	V_{op}		1.8		V	Po=200mW
Differential Efficiency	η		0.75		mW/mA	Po=100-200mW
Wavelength Shift	$\Delta\lambda/\Delta T$		0.2		nm/°C	Po=200mW
Parallel Divergence Angle	$\theta_{//}$	4	7	13	deg.	Po=200mW
Perpendicular Divergence Angle	θ_{\perp}	12	16	25	deg.	

- * Characteristics test before capping
- * Sufficient heat dissipation is required for CW operation.
- * The characteristics was tested under cw condition.
- * Divergence angle measurement was based on FWHM

● Precautions

- * Do not operate the device above maximum ratings even short period of time. Doing so may cause unexpected and permanent damage to the device.
- * Take precautions to avoid electrostatic discharge and/or momentary power spikes. A change in the characteristics of the laser or premature failure may result.
- * Proper heat sinking of the device assures stability and lifetime. Always ensure that maximum operating temperatures are not exceeded.
- * Observing visible or invisible laser beams with the human eye directly, or indirectly, can cause permanent damage. Use a camera to observe the laser.
- * No laser device should be used in any application or situation where life or property is at risk in event of device failure.
- * Specifications are subject to change without notice. Ensure that you have the latest specification by contacting us prior to purchase or use of the product.

For reference only. Contents above are subject to change without notice.

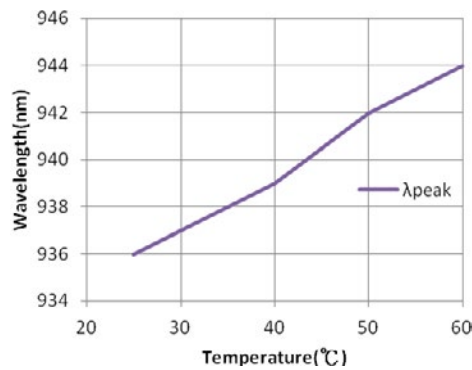
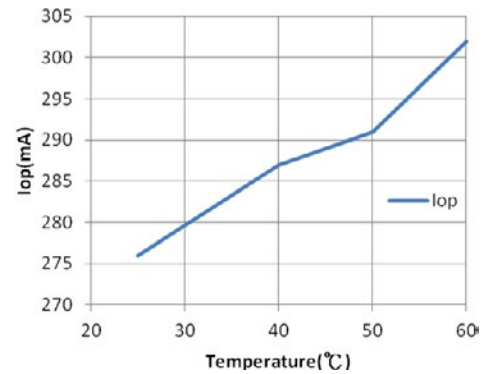
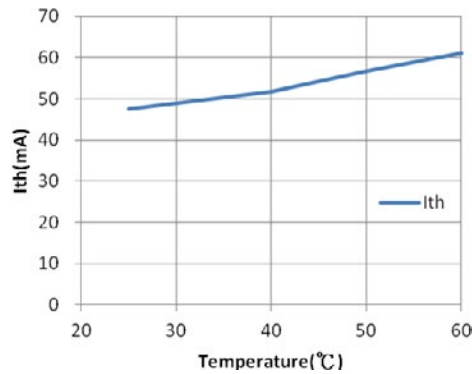
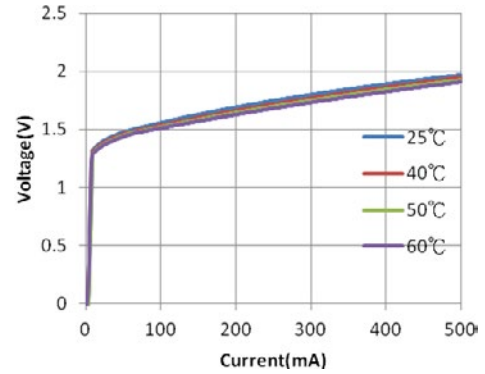
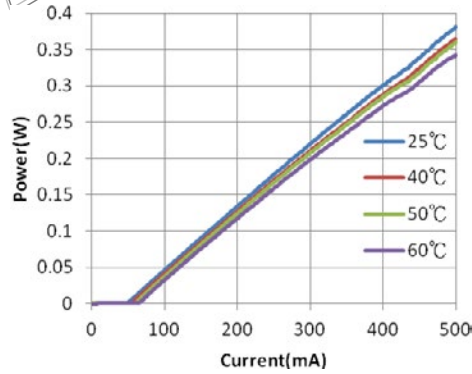
Infrared Laser Diode

ADL-94Y02IY-F1

940nm 200mW

xx-xx-xxxx-xxx Rev.00

TENTATIVE



For reference only. Contents above are subject to change without notice.