


HVA-500M-20-B

**True DC-Coupled 500 MHz
Low-Noise Voltage Amplifier**



Features

- Gain 20 dB (x10)
- Bandwidth DC ... 500 MHz
- True DC-Coupling, Adjustable Output Offset Voltage
- 3.0 nV/√Hz Input Noise

Applications

- Oscilloscope and Transient Recorder Preamplifier
- Ideal for Analyzing Digital Signals (No Baseline Shift at any Digital Code)
- Photomultiplier and Microchannel Plate Amplifier
- Signal Booster for Optical Receivers and Current Amplifiers
- Time-Resolved Pulse and Transient Measurements

Specifications

	Test Conditions	Vs = ± 15 V, Ta = 25°C
Gain	Gain	20 dB (@ 50 Ω load)
	Gain Accuracy	± 0.2 dB
Frequency Response	Lower Cut-Off Frequency	DC
	Upper Cut-Off Frequency (-3 dB)	500 MHz (± 10 %)
	Rise/Fall Time (10% - 90%)	750 ps
Input	Input Impedance	50 Ω 3 pF
	Input Voltage Noise	3.0 nV/√Hz (@ 200 MHz)
	Integrated Input Noise	0.5 mV peak-peak
	Input Bias Current	15 μA typ.
	Input Offset Voltage	1 mV typ.
	Input Voltage Drift	10 μV / °C
Output	Output Impedance	50 Ω (terminate with 50 Ω load for best performance)
	Output Voltage	± 1 V (@ 50 Ω load, for linear amplification)
	Max. Output Current	100 mA
	Output Offset Trimmer Range	± 100 mV
	Slew Rate	2,600 V/μs (@ 50 Ω load)
Power Supply	Supply Voltage	± 15 V
	Supply Current	± 40 mA typ. (depends on operating conditions, recommended power supply capability minimum ± 150 mA)
Case	Weight	200 g (0.5 lbs)
	Material	AlMg4.5Mn, nickel-plated

SOPHISTICATED TOOLS FOR SIGNAL RECOVERY

F E M T O

DE-HVA-500M-20-B_R5/JM/25FEB2019

HVA-500M-20-B

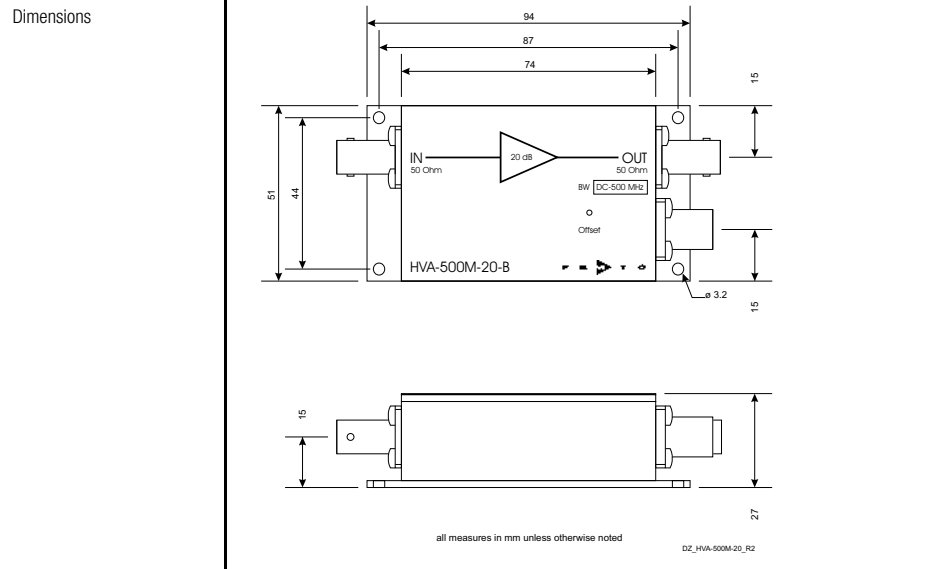
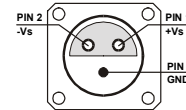
**True DC-Coupled 500 MHz
Low-Noise Voltage Amplifier**

Specifications (continued)

Temperature Range	Storage Temperature	- 40 ... + 100 °C
	Operating Temperature	0 ... + 60 °C

Absolute Maximum Ratings	Power Supply Voltage	± 20 V
	Input Voltage	± 5 V

Connectors	Input	BNC
	Output	BNC
	Power Supply	LEMO series 1S, 3-pin fixed socket Pin 1: + 15V Pin 2: - 15V Pin 3: GND



Specifications are subject to change without notice. Information provided herein is believed to be accurate and reliable. However, no responsibility is assumed by FEMTO Messtechnik GmbH for its use, nor for any infringement of patents or other rights of third parties which may result from its use. No license is granted by implication or otherwise under any patent or patent rights of FEMTO Messtechnik GmbH. Product names mentioned may also be trademarks used here for identification purposes only.

© by FEMTO Messtechnik GmbH · Printed in Germany

SOPHISTICATED TOOLS FOR SIGNAL RECOVERY

