

Datasheet

PRA-PAP

Post Adapter Plate for Photoreceivers



Features	<ul style="list-style-type: none"> • Compatible with all FEMTO photoreceiver series FWPR, OE, LCA-S and HCA-S • M4 and 8-32 UNC threads suitable for standard optical mounting posts • High-tensile material • Mounting screws included 									
Applications	<ul style="list-style-type: none"> • Mounting FEMTO photoreceivers to optical tables/breadboards • Expanding the mounting options for all FEMTO photoreceiver series FWPR, OE, LCA-S and HCA-S 									
Scope of Delivery	PRA-PAP, 4 x M2.5 x 12 mounting screws, datasheet, transport package									
Specifications	<table border="0"> <tr> <td>General Data</td> <td>Material</td> <td>AlMg3; glass bead blasted, nickel-plated</td> </tr> <tr> <td></td> <td>Weight</td> <td>38 g (0.084 lb.)</td> </tr> <tr> <td>Dimensions</td> <td colspan="2"> </td> </tr> </table>	General Data	Material	AlMg3; glass bead blasted, nickel-plated		Weight	38 g (0.084 lb.)	Dimensions		
General Data	Material	AlMg3; glass bead blasted, nickel-plated								
	Weight	38 g (0.084 lb.)								
Dimensions										

Specifications are subject to change without notice. Information provided herein is believed to be accurate and reliable. However, no responsibility is assumed by FEMTO Messtechnik GmbH for its use, nor for any infringement of patents or other rights of third parties which may result from its use. No license is granted by implication or otherwise under any patent or patent rights of FEMTO Messtechnik GmbH. Product names mentioned may also be trademarks used here for identification purposes only.

© by FEMTO Messtechnik GmbH · Printed in Germany

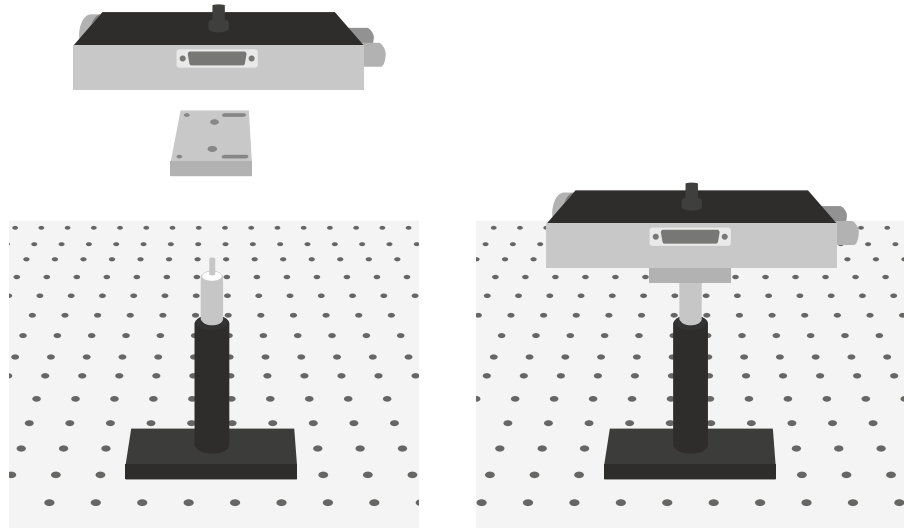
SOPHISTICATED TOOLS FOR SIGNAL RECOVERY



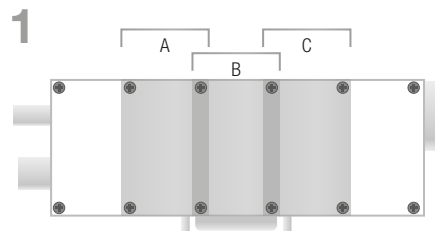
DE-PRA-PAP_R1/MG, JM/15APR2015

Mounting Instructions

PRA-PAP

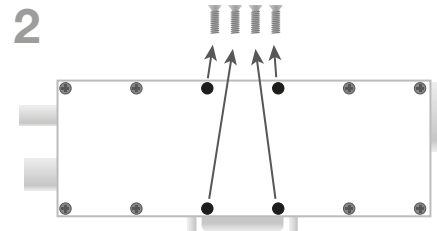


The example shows a photoreceiver of the OE-series.



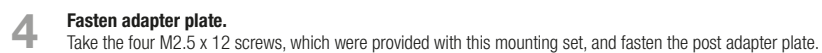
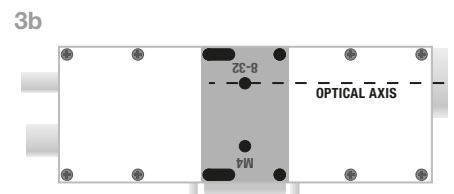
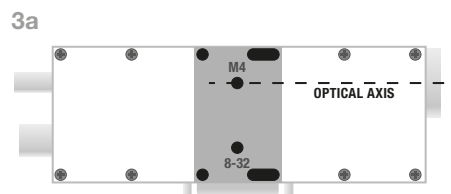
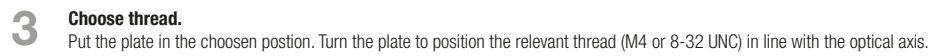
Choose position.

You can mount the adapter at position A, B or C at the bottom of the photoreceivers of the OE series.
At the photoreceivers of the series FWPR, LCA-S and HCA-S the adapter plate must be mounted to the center position.



Take off screws.

Four screws have to be taken off at the chosen position. Do not take off more than four screws! Do not take off screws at the corners!



SOPHISTICATED TOOLS FOR SIGNAL RECOVERY

F E M T O