


ModBox-CBC-2000 nm-CH

Modbox 2000 nm 4 or 8 Channels with phase modulation control

ModBox



The ModBox-CBC-2000nm is a proven and robust multi-channels phase modulation solution for multibeam coherent combination.

The ModBox operates at 2000 nm and is composed of 4 or 8 parallel and independent channels for adjusting the phase of each to match the others. Each channel allows an adjustment of the temporal phase for synchronization of all beams. The design integrates iXblue proprietary low frequency phase modulator combined with its matching RF electronic and associated with a selected for high accuracy and for wide delay range tunable optical delay line.

Specific effort is done for ModBox product: the iXblue electro-optical modulators are screened from our regular production to ensure very low insertion loss, high polarization extinction ratio, low Residual Amplitude Modulation, and high phase modulation stability. Additionally, iXblue phase modulator is well known to be the best planar phase modulator featuring the highest optical input power handling capability.

The component selection makes the ModBox-CBC-2000nm an accurate, adjustable, and reliable phase-lock modulation solution for Coherent Beam Combining technique.

The ModBox-CBC-2000nm can be associated with the Spectral Broadening unit ModBox-SB-2000nm based on high frequency phase modulation in order to counter the SBS effects caused by the amplification of a narrow linewidth laser source.

FEATURES

- Proven and reliable solution
- Adjustable delay range and temporal phase modulation per channel
- Scalable number of channels
- Adjustable Residual Amplitude Modulation
- Lower Insertion Loss
- Higher PER

Performance Highlights

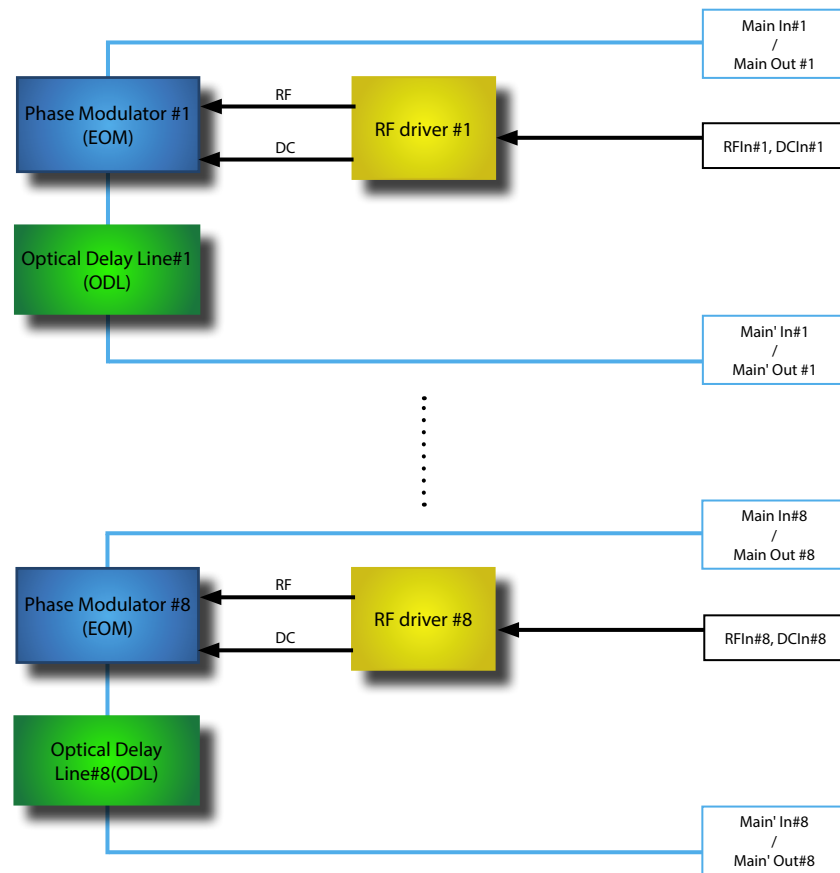
Parameter	Typical
Operating wavelength	2000 nm
Insertion loss	5 dB typical
Polarisation extinction ratio	> 25 dB
Adjustable delay range	600 ps
RAM	Adjustable

ModBox-CBC-2000 nm-CH

Modbox 2000 nm 4 or 8 Channels with phase modulation control

MODBOX

Functional Block Diagram



The ModBox-CBC-2000nm-xCH is an independent 4 or 8 channels, each integrates:

- an high speed temporal phase modulator,
- a modulator matching RF amplifier,
- a tunable and remotely controllable optical delay line.

The ModBox is a reciprocal modulation unit: each main input (respectively output) can be seen as an output (respectively input) without any alterations to the specification.

ModBox-CBC-2000 nm-CH

Modbox 2000 nm 4 or 8 Channels with phase modulation control

MODBox

Input Specifications

Parameter	Symbol	Condition	Min	Typ	Max	Unit
Electrical Input Specifications						
Input RF voltage	V_{RF_IN}	50 Ω	-	110	-	mVpp
Input RF frequency	F_{RF_IN}	50 Ω	-	-	200	MHz
Input DC voltage	V_{DC_IN}	50 Ω	-	± 250	-	mV

Output Specifications ⁽¹⁾

Parameter	Symbol	Condition	Min	Typ	Max	Unit
Operating wavelength	λ	-	1900	2000	2200	nm
Maximum insertion loss	IL	Including ΔIL_{ODL} / Per channel	-	5	6	dB
Insertion loss uniformity	ΔIL_{ODL}	Loss variation over delay range	-	0.5	-	dB
Insertion loss inter-channels	ΔIL	-	-	0.8	1	dB
Polarisation extinction ratio	PER	Optimized for 2000 nm	25	30	-	dB
Temporal modulation	BW	From EOM	-	-	200	MHz
Adjustable delay range	DR	ODL, remotely controllable	-	600	-	ps
Inter-channel delay range	ΔDR	-	0	-	150	ps
Delay resolution	DRes	-	-	2.6	-	fs
Optical return loss	ORL	-	-40	-45	-	dB
RF driver gain	G	DC & RF	25 ⁽²⁾	26 ⁽²⁾	-	dB
Modulation rise & fall times	Rt / Ft	20 % - 80 %	8	-	-	ns

(1): The proposed system/components will properly work either with a kHz linewidth laser as well as with a 27 GHz one.

(2): The driver's gain will be not affected by the temperature when it ranges 25 °C \pm 10 °C.

Absolute Maximum Ratings

Stresses in excess of the absolute maximum ratings can cause permanent damage to the device. These are absolute stress ratings only. Functional operation of the device is not implied at these or any other conditions in excess of those given in the operational sections of the data sheet. Exposure to absolute maximum ratings for extended periods can adversely affect device reliability.

Parameter	Symbol	Condition	Min	Max	Unit
RF input voltage	EV_{in}	-	-	10	Vpp
DC input voltage	DCV_{in}	-	-	± 1	V
Optical input power	OP_{in}	To the EOM input port (Main In)	-	25	dBm
		To the ODL input port (Main' In)	-	27	dBm
Operating temperature	OT		0	+55	°C

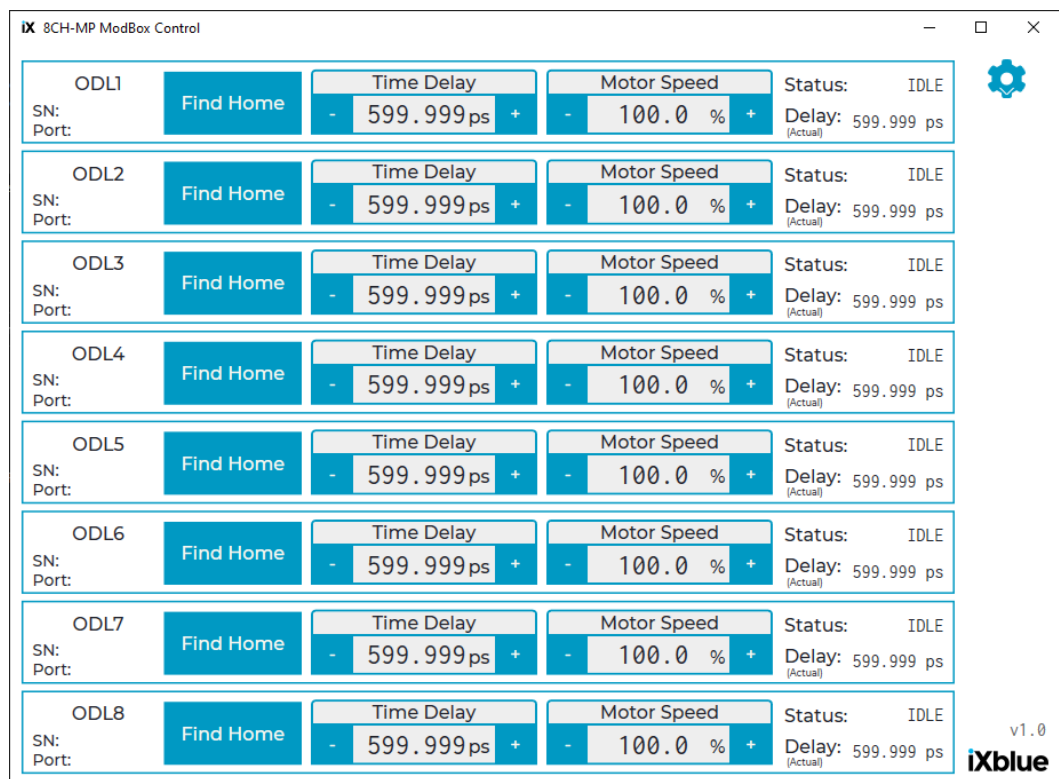
ModBox-CBC-2000 nm-CH

Modbox 2000 nm 4 or 8 Channels with phase modulation control

ModBox

Software interface

The ModBox-CBC is coming with a Graphical User Interface (GUI) allowing the controls of the Optical Delay Lines delays. Each channel can be adjusted individually.



The screenshot shows a software window titled "8CH-MP ModBox Control" with a settings gear icon in the top right. The window contains eight rows, each representing an Optical Delay Line (ODL1 through ODL8). Each row includes a "Find Home" button, a "Time Delay" control set to 599.999 ps, a "Motor Speed" control set to 100.0%, and a "Status" field showing "IDLE". An "Actual" delay of 599.999 ps is also displayed for each channel. The version "v1.0" and the "ixblue" logo are visible in the bottom right corner of the window.

Channel	SN:	Port:	Time Delay	Motor Speed	Status	Actual Delay
ODL1			599.999 ps	100.0 %	IDLE	599.999 ps
ODL2			599.999 ps	100.0 %	IDLE	599.999 ps
ODL3			599.999 ps	100.0 %	IDLE	599.999 ps
ODL4			599.999 ps	100.0 %	IDLE	599.999 ps
ODL5			599.999 ps	100.0 %	IDLE	599.999 ps
ODL6			599.999 ps	100.0 %	IDLE	599.999 ps
ODL7			599.999 ps	100.0 %	IDLE	599.999 ps
ODL8			599.999 ps	100.0 %	IDLE	599.999 ps

ModBox-CBC-2000 nm-CH

Modbox 2000 nm 4 or 8 Channels with phase modulation control

Panels

Parameter	Condition	Min	Typ	Max	Unit
Rear Panel					
Remote port	-	USB			
Front panel					
Optical ports	"Main in #N" ⁽¹⁾	Narrow key FC/APC, free space divergence			
	"Main Out #N" ⁽¹⁾	Narrow key FC/APC, free space divergence, cable gand, 2 meters fiber length			
MFD (Mode Field Diameter)	"Main in #N" / "Main Out #N" ⁽¹⁾	8 μm @1850 nm			
Fiber core-diameter	"Main in #N" / "Main Out #N" ⁽¹⁾	7 μm			
Numerical aperture	"Main in #N" / "Main Out #N" ⁽¹⁾	0.2			
Optical fiber	"Main in #N" / "Main Out #N" ⁽¹⁾	Polarization maintaining fiber, Nufern PM1950			
RF & DC input port	"RFin#N, DCInN" ⁽¹⁾	BNC			

With N = 1, ..., 8

Compliance and safety

Parameter	Condition	Min	Typ	Max	Unit
Compliance	-	BS EN 60825 - CE certified			

Dimensions

Parameter					
Size	19 inches 3U				
Weight	ModBox-CBC-2000nm-4CH: 8 kG		ModBox-CBC-2000nm-8CH: 8 kG		
Power supply	100 - 120 V / 220 - 240 V automatic switch, 50 - 60 Hz				

Ordering information

ModBox-CBC-2000nm-xCH

xCH = Number of parallel channels: 4CH 4 channels or 8CH: 8 channels

About us

iXblue Photonics includes iXblue iXfiber brand that produces specialty optical fibers and Bragg gratings based fiber optics components and iXblue Photline brand that provides optical modulation solutions based on the company lithium niobate (LiNbO₃) modulators and RF electronic modules.

iXblue Photonics serves a wide range of industries: sensing and instruments, defense, telecommunications, space and fiber lasers as well as research laboratories all over the world.

iXblue reserves the right to change, at any time and without notice, the specifications, design, function or form of its products described herein. All statements, specification, technical information related to the products herein are given in good faith and based upon information believed to be reliable and accurate at the moment of printing. However the accuracy and completeness thereof is not guaranteed. No liability is assumed for any inaccuracies and as a result of use of the products. The user must validate all parameters for each application before use and he assumes all risks in connection with the use of the products

ModBox-CBC-2000 nm-CH - 04-2021_ED0