

FBT Coupler

1x3 Single Fused Single Window Wideband Coupler

➔ Specifications

Parameter	Premium	A Grade
Operating Wavelength Range	1311 or 1550 ± 40 nm	
Insertion Loss (Max)	≤ 5.5 dB	≤ 6.0 dB
Uniformity (Typical)	≤ 0.8 dB	≤ 1.2 dB
Return Loss	≥ 50 dB	
PDL	≤ 0.15 dB	≤ 0.15 dB
TDL	≤ 0.2 dB (-10°C ~ +75°C)	≤ 0.4 dB (-40°C ~ +85°C)
Operating & Storage Temperature	- 40° C ~ + 85° C	
Package Dimensions	Light Duty (B)	3.0mm (Φ) x 55.0mm (L)
	Medium Duty (L)	3.0mm (Φ) x 70.0mm (L)



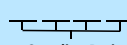




➔ Tap Coupler

R	Coupling Ratio	Max Insertion Loss	
		Premium	A Grade
1	10/45/45	11.5/4.6/4.6 dB	11.8/4.8/4.8 dB
2	20/40/40	8.2/5.2/5.2 dB	8.5/5.4/5.4 dB
3	30/35/35	6.2/5.6/5.6 dB	6.5/5.8/5.8 dB
4	40/30/30	5.2/6.2/6.2 dB	5.5/6.5/6.5 dB
5	50/25/25	4.2/7.2/7.2 dB	4.4/7.5/7.5 dB
6	60/20/20	3.4/8.3/8.3 dB	3.5/8.5/8.5 dB
7	70/15/15	2.6/9.6/9.6 dB	2.8/9.8/9.8 dB
8	80/10/10	2.2/11.0/11.0 dB	2.4/11.5/11.5 dB

Note1: All values specified are without connectors.

Note3: Fiber Type – Corning SMF-28e.

➔ Ordering Information

S	W	W	C	-	1	3	-	T	-	T	-	T	-	T	-	T															
																															
				Port Number	13: 1 x 3			Grade	P: Premium			Coupling Ratio	R: as above			Wavelength	E: 1310 nm F: 1480 nm G: 1510 nm H: 1550 nm L: 1625 nm			Fiber Length	1: 1 meter 2: 2 meter S: Special			Pigtail Style (=Package style)	B: bare fiber L: 900 μm loose tube			Connector	0: None 1: FC/PC 2: FC/APC 3: SC/PC 4: SC/APC 5: FC/SPC 6: SC/SPC		7: LC/UPC 8: LC/SPC 9: Special A: FC/UPC B: SC/UPC C: ST