

LCU881061Ap

LCU88xx SERIES LASER DIODE

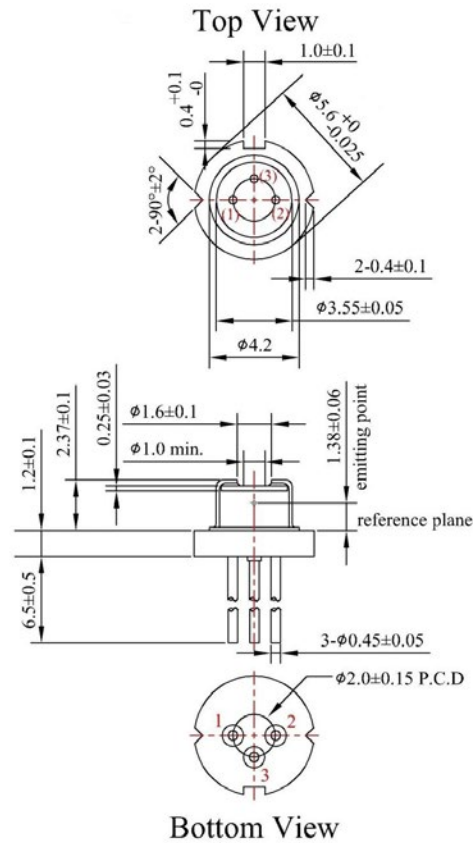
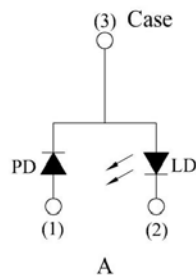
■ Features

1. Peak wavelength at 25°C : 880 nm (typical)
2. Standard light output : 10mW (CW)
3. TO-18 (ϕ 5.6mm) Packaged, cap window with flat Pb-free lens, monitor PD inside.
4. Small perpendicular divergence angle

■ Applications

1. Motion sensor
2. 3D depth sensor
3. Illumination
4. Industry module
5. Medical application

■ External dimensions(Unit : mm)



Ver.E

LCU881061Ap

LCU88xx SERIES LASER DIODE

Absolute Maximum Ratings(Tc=25°C)

Parameter	Symbol	Rating	Unit
Optical Output	Po	12	mW
Reverse Voltage	Vr	2	V
Operating Temperature (Case)	Top	-10~+60	°C
Storage Temperature	Tstg	-40~+85	°C

Electrical and Optical Characteristics(Tc=25°C)

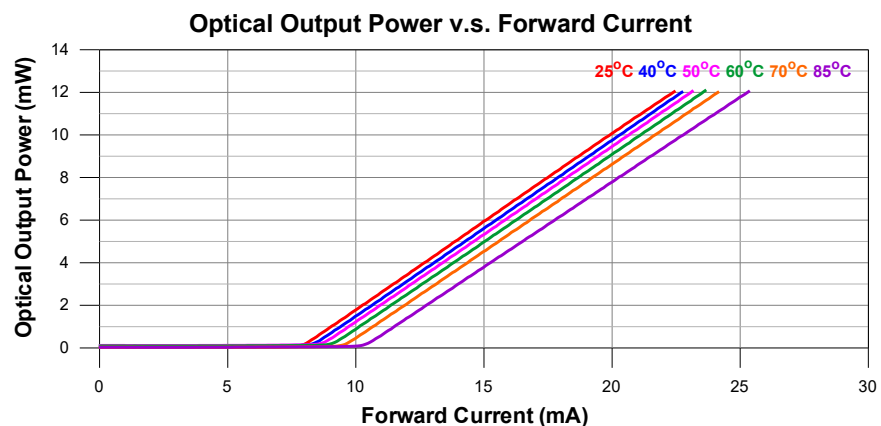
Parameter	Symbol	Condition	Min.	Typ.	Max.	Unit	
Threshold Current	Ith	Po=10mW	-	8	13	mA	
Operating Current	Iop	Po=10mW	-	20	26	mA	
Operating Voltage	Vop	Po=10mW	-	1.9	2.3	Volts	
Slope Efficiency	η	Po=2.5-7.5mW	0.4	0.85	-	mW/mA	
Monitor Current	Im	Po=10mW	0.1	0.4	0.7	mA	
Beam Divergence (FWHM)	Parallel	$\theta_{//}$	Po=10mW	6	9	14	deg.
	Perpendicular	θ_{\perp}	Po=10mW	25	30	35	deg.
Lasing Wavelength	λ	Po=10mW	870	880	890	nm	

© $\theta_{//}$ and θ_{\perp} are defined as the angle within which the intensity is 50% of the peak value.

Quality Notice

This device is still under product development, the long-term lifetime test has not been qualified yet.

Typical characteristic curves

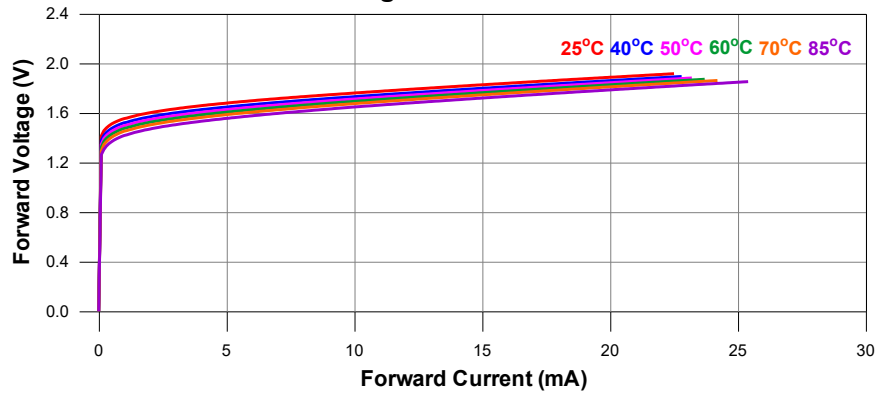


Ver.E

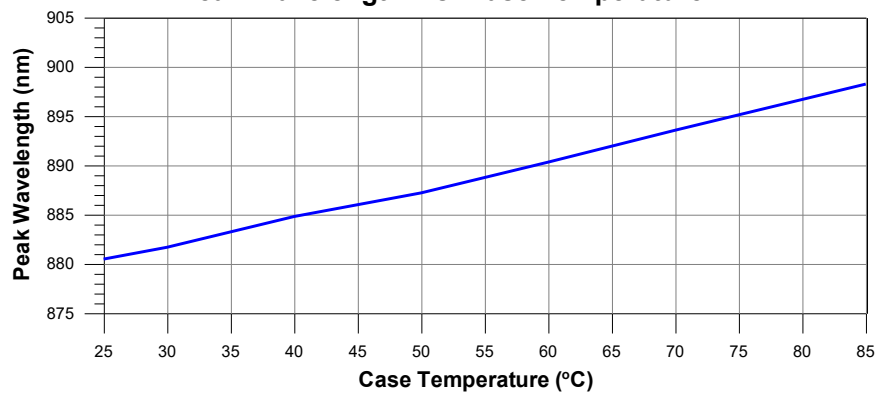
LCU881061Ap

LCU88xx SERIES LASER DIODE

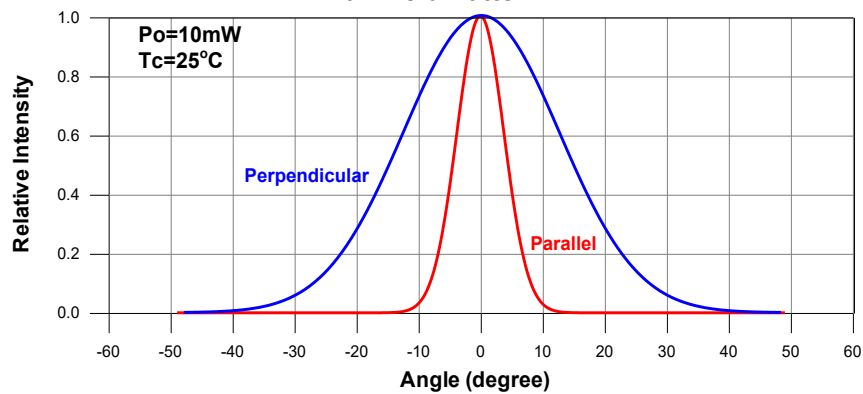
Forward Voltage v.s. Forward Current



Peak Wavelength v.s. Case Temperature



Far-Field Pattern

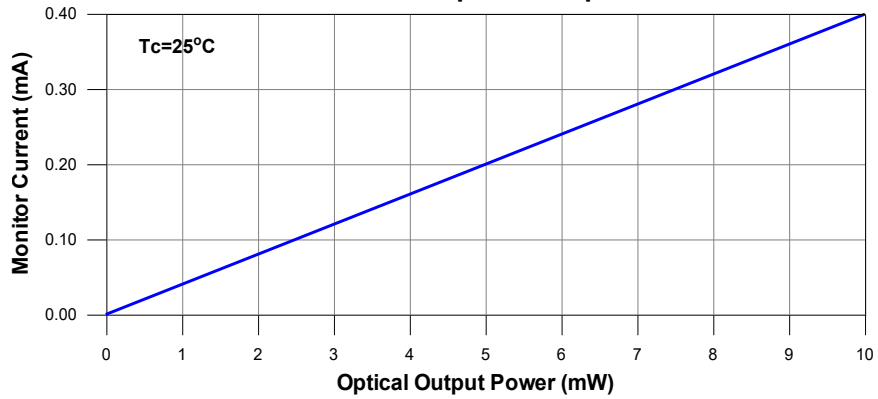


Ver.E

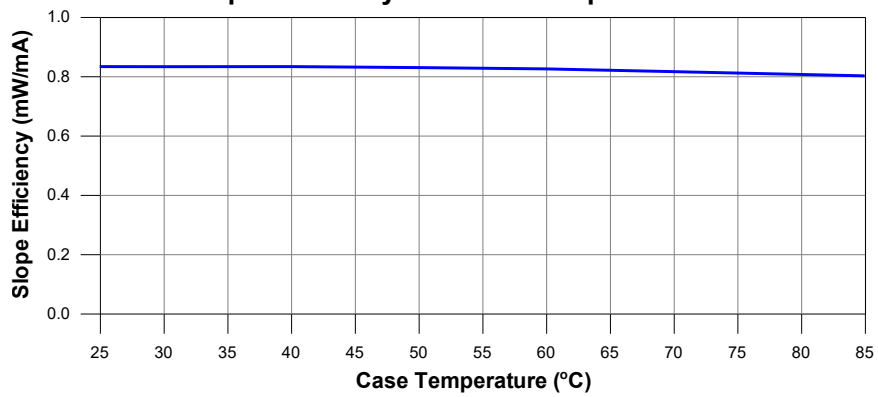
LCU881061Ap

LCU88xx SERIES LASER DIODE

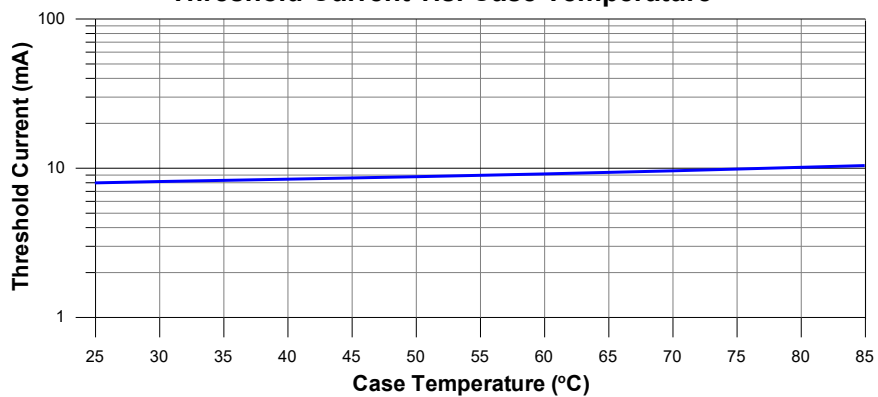
Monitor Current v.s. Optical Output Power



Slope Efficiency v.s. Case Temperature



Threshold Current v.s. Case Temperature



Ver.E

SPECIFICATIONS ARE SUBJECT TO CHANGE WITHOUT NOTICE.